



**KANSAS RURAL
HEALTH WORKS**

Neodesha Rural Health Works

**Kansas Rural Health Options Project
K-State Research and Extension**

John Leatherman, K-State Research and Extension

Jane Faubion, KDHE Office of Local & Rural Health

Chris Tilden, KDHE Office of Local & Rural Health

Chad Austin, Kansas Hospital Association

Program Agenda

- Rural Health Works overview
- Economic contribution of local health care
- Preliminary list of community concerns
- Introduce community health care directory
- Introduce community health care survey
- Proposed schedule of meetings
- Next meeting

Program Objectives


- Help foster sustainable rural community health care system
- Increase awareness of health care importance
- Assess citizens' perceptions and use of available health care services
- Identify any unmet health care needs
- Identify health-related issues in the community
- Mobilize the community if issues arise and evaluate feasibility of community initiatives

Community-driven Process

- Community-based, not driven by hospital, health care provider, or outside agency
- Local people solving local problems
- Community provides energy and commitment, with input from health care providers
- Public represented by you - community leaders who care enough to participate
- We offer no recommendations

Steering Committee Meetings

- 5-6 one-hour working meetings over 4-5 months
- Emphasis is development of information resources
 - Economic impact of health care system
 - Health services directory
 - Community health care survey
 - Data and information reports
- Summary meeting at conclusion
 - Discuss tentative action plan at the final formal KRHW meeting



The Importance of the Health Care Sector to the Economies of Neodesha and Wilson County

Kansas Rural Health Options Project
February 2009

Katie Morris, *Extension Assistant*
Casey Cook, *Research Assistant*
John Leatherman, *Director*



Funding for this report
provided by: Health
Resources and Services
Administration

In cooperation with:
office of
Local Government
K-State Research and Extension
and **KSTATE**
Kansas State University
Research and Extension

Importance of Health Care Sector

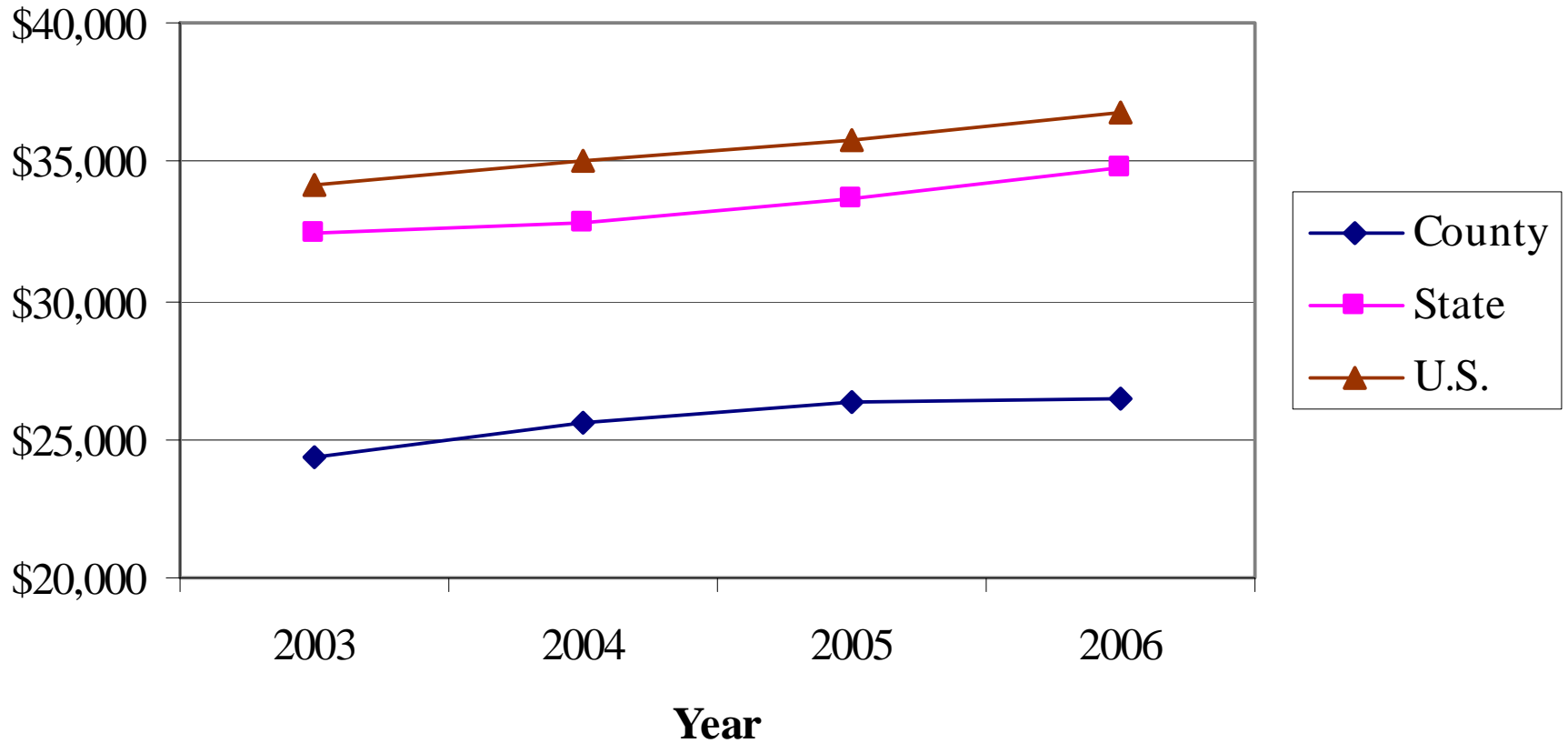
- Health services and rural development
 - Major U.S. Growth Sector
 - 8.8% GDP in 1980 (\$2,253/person); 15.3% in 2003 (\$5,491); projected 19.6% by 2016
 - Health services employment up 56% from 1990 to 2006
 - Represents 10%-15% employment in many rural counties
 - Business location concern
 - Quality of life; productive workforce; ‘tie-breaker’ location factor
 - Retiree location factor
 - 60% called quality health care “must have”

Wilson County Demographics

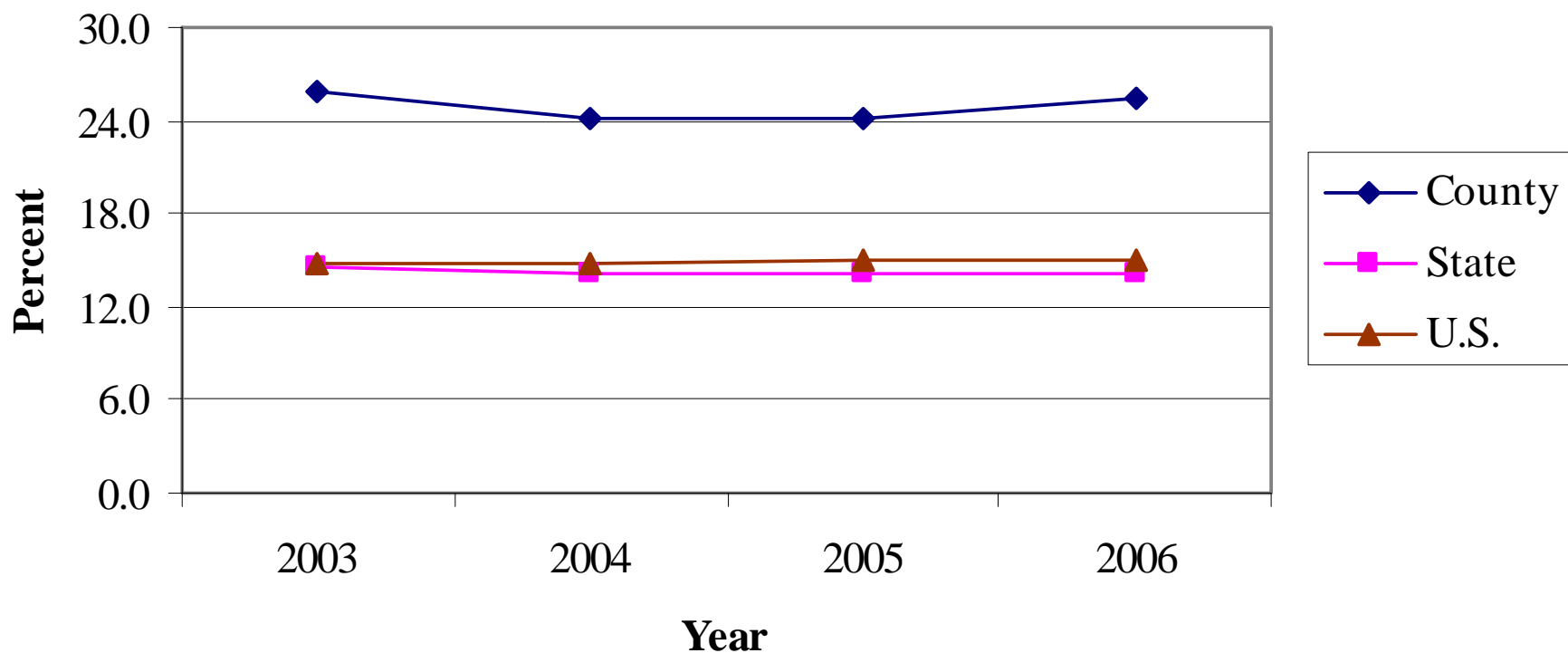
Current Population		Percent Change in Population			Population Projections	
Year	Count	Years	County	State	Year	Count
1980	12,040	1980-1990	-14.9	4.7	2010	9,880
1990	10,247	1990-2000	0.6	8.5	2015	9,880
2000	10,306	1980-2000	-14.4	13.6	2020	9,900
2006	9,975	2000-2006	-3.2	3.0		



Figure 3. Total Per Capita Personal Income (2006 \$)



**Figure 4. Transfer Income as a Percent of Total Income
(2006 \$)**



**Wilson County Direct Employment, Income and Sales by Economic Sector
and Health Services Relative Shares Compared to the State and U.S., 2007 (\$thousands)**

Sector	Employment	Labor Income	Total Income	Total Sales
Health Services	601	21,919	24,311	44,246
Health and Personal Care Stores	25	\$483	\$665	\$11,773
Veterinary Services	11	\$344	\$326	\$784
Home Health Care Services	64	\$1,712	\$1,980	\$2,879
Doctors and Dentists	108	\$4,260	\$5,006	\$7,530
Other Ambulatory Health Care	0	\$0	\$0	\$0
Hospitals	224	\$12,250	\$13,493	\$27,037
Nursing/Residential Care Facilities	169	\$3,353	\$3,506	\$6,016
Total	7,106	\$245,985	\$381,565	\$852,588
Health Services as Percent of Total				
County	8.1%	8.9%	6.4%	5.2%
State	7.7%	8.0%	6.0%	4.8%
Nation	8.1%	8.4%	6.3%	5.6%



Figure 5. Employment by Sector (2007)

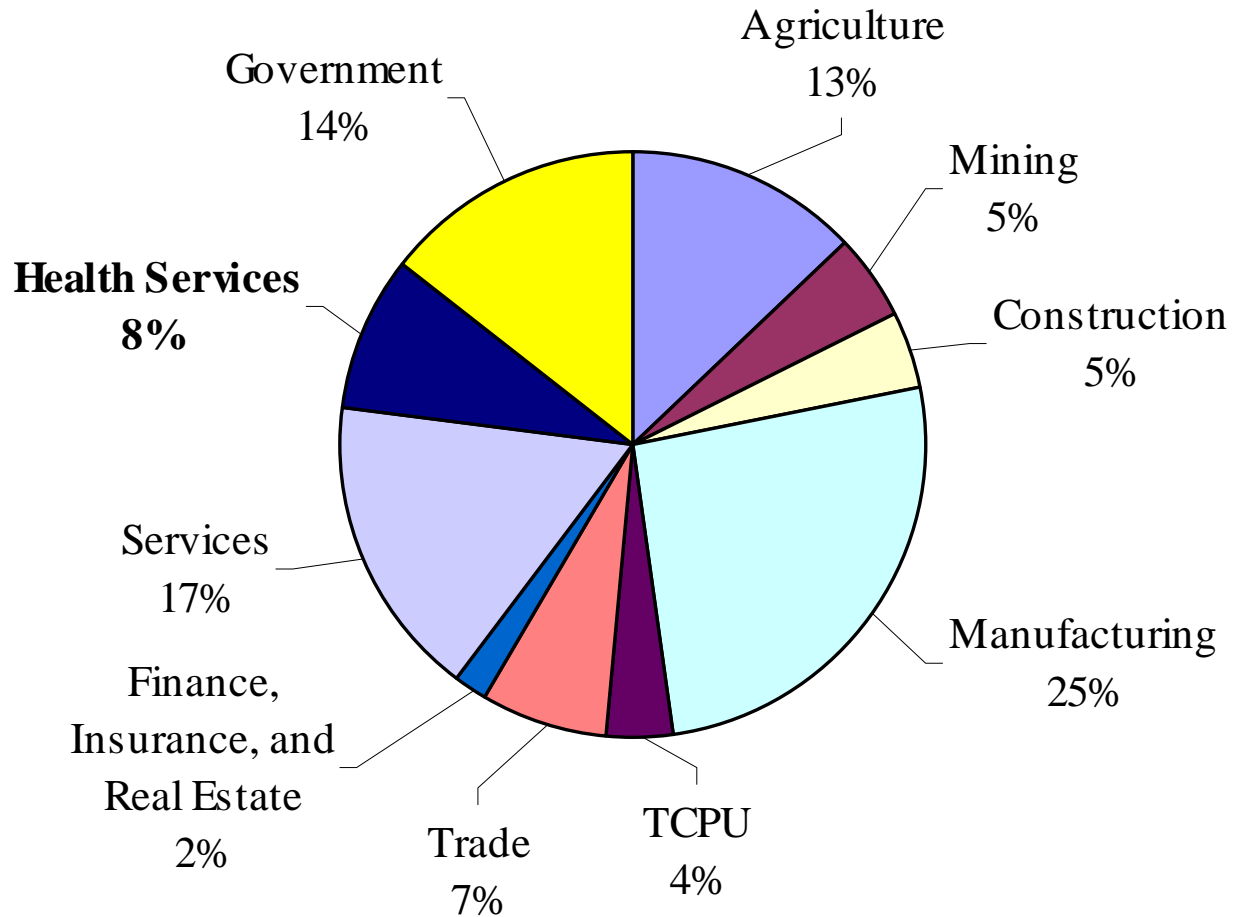




Figure 6. Labor Income by Sector (2007)

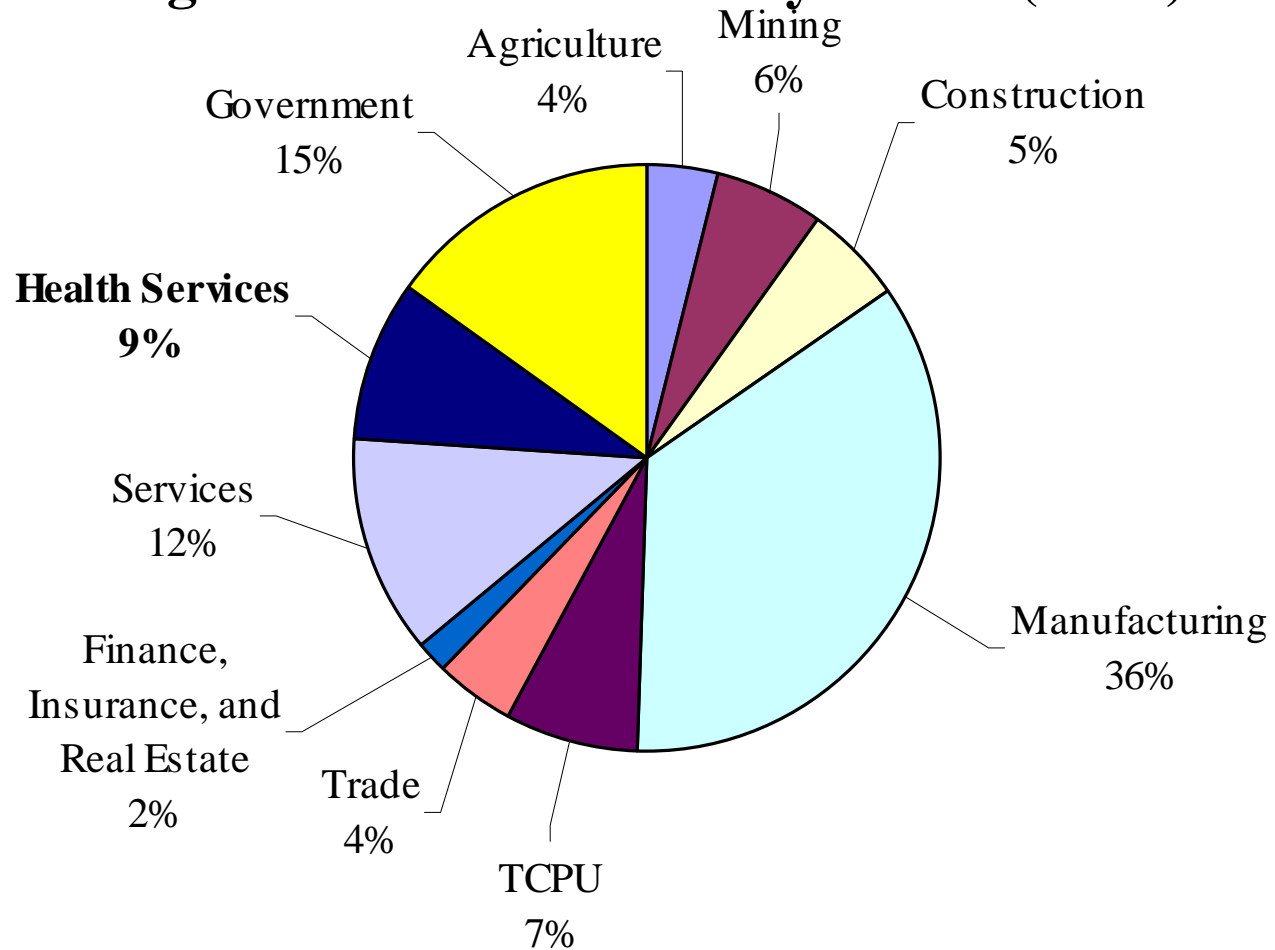


Table 7. Health Sector Impact on Wilson County Employment, 2007

Health Sectors	Direct Employment	Economic Multiplier	Total Impact
Health and Personal Care Stores	25	1.33	33
Veterinary Services	11	1.38	15
Home Health Care Services	64	1.31	84
Doctors and Dentists	108	1.34	145
Other Ambulatory Health Care	0	0.00	0
Hospitals	224	1.41	316
Nursing and Residential Care Facilities	169	1.33	225
Total	601		818

Table 8. Health Sector Impact on Neodesha Employment, 2007

Health Sectors	Direct Employment	Economic Multiplier	Total Impact
Health and Personal Care Stores	11	1.33	15
Veterinary Services	0	0.00	0
Home Health Care Services	46	1.31	61
Doctors and Dentists	48	1.34	64
Other Ambulatory Health Care	0	0.00	0
Hospitals	102	1.41	144
Nursing and Residential Care Facilities	111	1.33	148
Total	318		432

Table 9. Health Sector Impact on Wilson County Income and Retail Sales, 2007 (\$thousands)

Health Sectors	Direct Income	Economic Multiplier	Total Impact
Health and Personal Care Stores	\$665	1.46	\$971
Veterinary Services	\$326	1.29	\$420
Home Health Care Services	\$1,980	1.23	\$2,442
Doctors and Dentists	\$5,006	1.21	\$6,080
Other Ambulatory Health Care	\$0	0.00	\$0
Hospitals	\$13,493	1.23	\$16,532
Nursing/Residential Care Facilities	\$3,506	1.37	\$4,792
Total	\$24,976		\$31,236


Table 9. Health Sector Impact on Wilson County Income and Retail Sales, 2007 (\$thousands)

Health Sectors	Total Impact	Retail Sales	County Sales Tax Collection
Health and Personal Care Stores	\$971	\$298	\$2.98
Veterinary Services	\$420	\$129	\$1.29
Home Health Care Services	\$2,442	\$750	\$7.50
Doctors and Dentists	\$6,080	\$1,867	\$18.67
Other Ambulatory Health Care	\$0	\$0	\$0.00
Hospitals	\$16,532	\$5,078	\$50.78
Nursing/Residential Care Facilities	\$4,792	\$1,472	\$14.72
Total	\$31,236	\$9,595	\$95.95

Questions?

Initial Community Perceptions

- What are major health-related concerns?
- What needs to be done to improve local health care?
- What should be the over-arching health care goals in the county?
- What are the greatest barriers to achieving those goals?



Cloud County Health Services Directory

Kansas Rural Health Options Project
May 2007

Cindi Browne, *Research Assistant*
John Leatherman, *Director*



Funding for this report provided by:
Office of Rural Health Policy
Health Resources and Services Administration
(Grant #5 H54RH00009-07-00)

In cooperation with:

office of
Local Government
K-State Research and Extension



Community Directory

- Comprehensive listing of health and related providers and services
- If they know it's available locally, they can choose to buy it at home
- Extended description of hospital, county health department, other as justified
- You ensure completeness and accuracy



KANSAS RURAL
HEALTHWORKS



Osborne County Health Care Telephone Survey Results

Kansas Rural Health Options Project
July 2008

Cindi Browne, *Research Assistant*
John Leatherman, *Director*



Funding for this report provided by:
Office of Rural Health Policy
Health Resources and Services Administration
(Grant #5 H54RH00009-07-00)

In cooperation with:
office of
Local Government
K-State Research and Extension
and **KSTATE**
Kansas State University
Research and Extension

Community Health Care Survey

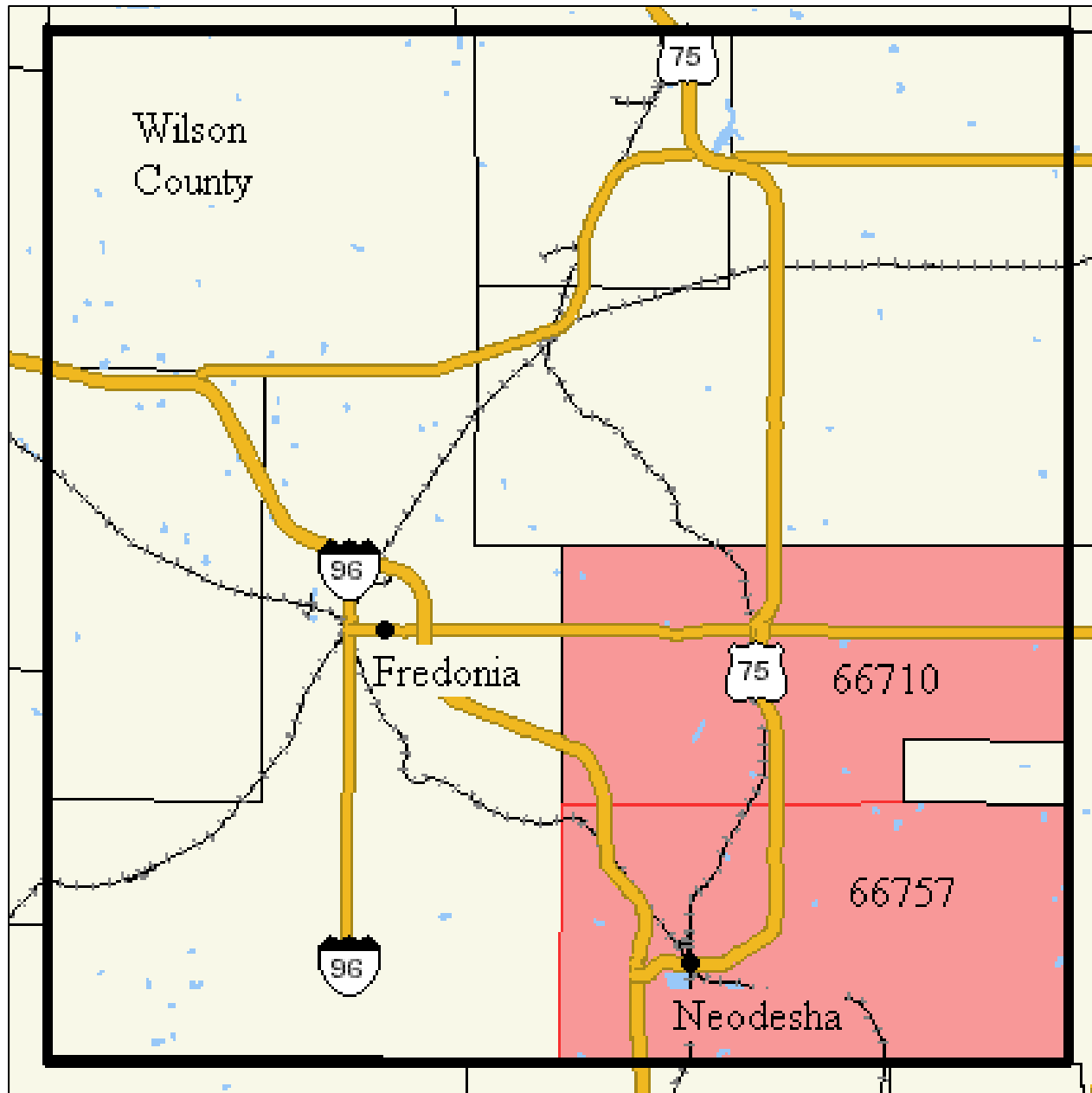
- Community health services
 - Residents' health care wants, needs and usage
- Random sample telephone survey
 - 200 responses – valid and reliable information
- Focus on the hospital market area
 - Typically the furthest extent of health care usage
- You design and publicize
 - Special questions – community concerns
 - Publicity is the key

2007 Hospital Discharge Zip Codes

- 66757 Neodesha 69.4%
 - 66710 Altoona 4.6%
- 74.0%



KANSAS RURAL HEALTHWORKS



Typical Survey Questions

- What do you need?
- Where do you get it?
- How do you pay for it?
- How satisfied are you with it?
- Why did you choose it?
- How adequate are specific local services?
- Demographics

Special Questions: Your Survey

- Any question to benefit community understanding and welfare
- Community concerns
- Only adults 18 years and older
- Proposed start: Monday, April 6

Proposed Meeting Schedule

- Introduction/economic impact March 2
- Data fact sheets/survey March 25 (Wed.)
- Finalize survey/directory April 1 (Wed.)
- Survey results April 29 (Wed.)
- Summary meeting May 20 (Wed.)

Next Meeting

- Review progress
- Review community concerns
- Additional data and information review
- Draft health services directory distribution
- Work on survey questions
- Survey publicity and timing
- Next meeting date

Contact Information

John Leatherman

785-532-4492

jleather@ksu.edu

www.oznet.ksu.edu/olg

www.krhw.net