

# Osborne County Rural Health Works



Communities Building Affordable & Sustainable Healthcare Systems

## Crime Data

### Introduction

Kansas Rural Health Works (KRHW) is dedicated to helping rural communities build affordable and sustainable local health care systems. Health care is important to seniors, young families and companies. But rural health care systems are facing many challenges: hospitals are closing; services have been cut; doctors won't come to the area or they don't stay; Medicare and Medicaid payments are too low. Rural residents can revitalize their local health care system. KRHW provides the tools. Local visionary leadership puts these tools to work. KRHW helps communities keep health care dollars at home. Sponsored by the Kansas Rural Health Options Project with funding from the Office of Rural Health Policy, Health Resources and Services Administration.

### Crime Data Summary

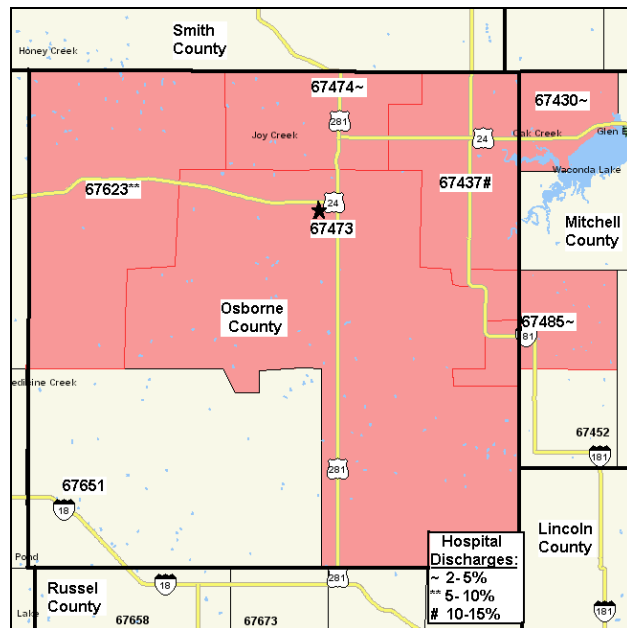
Following are a variety of data and statistics about criminal activity in Osborne County that may have implications related to local health care needs. Most of the data only is available at a county scale and reflects the Osborne County boundaries.

- The incidence of crime in Osborne County has been about 20 percent of the state average over the past seven years. The incidence of both violent crime and property crime increased slightly in 2006 from 2005, while the incidence of property crime rose. Recently, the combined crime index has been trending downward from a peak in 2003.

- The number of arrests in Osborne County remained fairly steady through the late 1990s and the first half of this decade at about 20 to 25 incidents per year. In 2006, the number of both adult and juvenile incidents dropped dramatically.

- The number of full-time law enforcement officials per 1,000 population in Osborne County surpassed the state rate in 2005.

### Osborne County Health Market Area



ZIP codes within the Osborne County Health Area.  
Source: Claritas, Inc. 2006

# Osborne County Rural Health Works

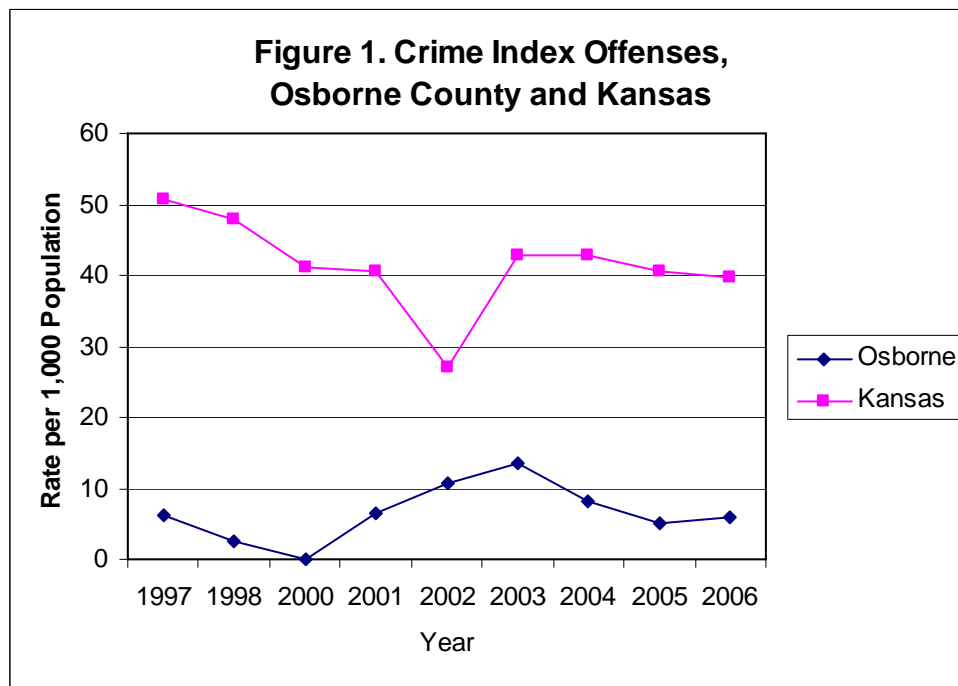
The incidence of crime in Osborne County has been about 20 percent of the state average over the past seven years for which data is available. The incidence of both violent crime and property crime increased slightly in 2006 from 2005, while the incidence of property crime rose. Overall, the combined crime index has been trending downward from a peak in 2003.

**Table 1. Crime Statistics**

	2005					
	Crime Index Offenses		Violent Crime		Property Crime	
	Number	Rate per 1,000	Number	Rate per 1,000	Number	Rate per 1,000
Osborne	21	7.8	1	0.4	20	7.4
Kansas	111,856	43.9	10,442	4.1	101,414	39.8
	2006					
	Crime Index Offenses		Violent Crime		Property Crime	
	Number	Rate per 1,000	Number	Rate per 1,000	Number	Rate per 1,000
Osborne	24	9.1	2	0.8	22	8.4
Kansas	109,983	43.9	10,951	4.4	99,032	39.5

Kansas Statistical Abstract, 2006

Index crimes include violent crimes (murder, rape, robbery, aggravated assault/battery) plus property crime offenses (burglary, theft, and motor vehicle theft).

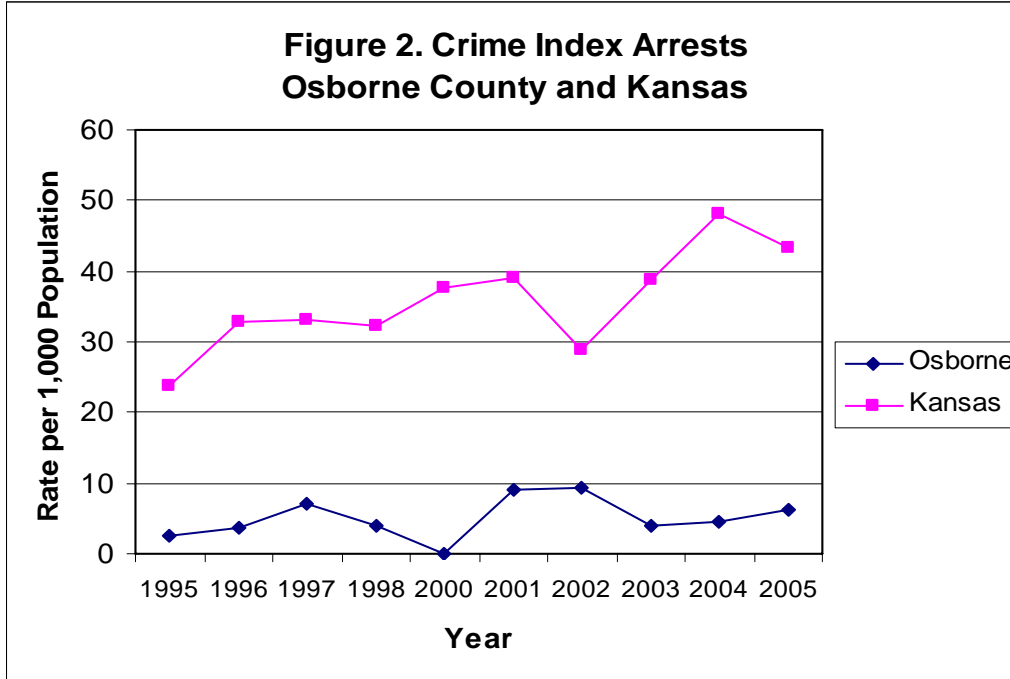


Kansas Statistical Abstract (Archive)

Index crimes include violent crimes (murder, rape, robbery, and aggravated assault/battery) plus property crime (burglary, theft, and motor vehicle theft).

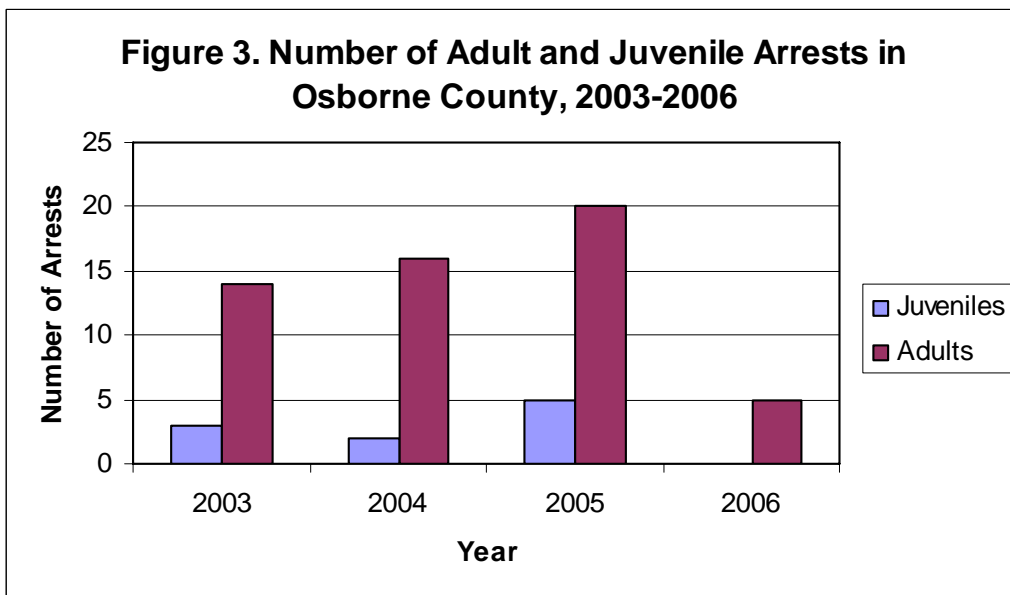
## Osborne County Rural Health Works

The number of arrests in Osborne County remained fairly steady through the late 1990s and the first half of this decade at about 20 to 25 incidents per year. In 2006, the number of both adult and juvenile incidents dropped dramatically.



Kansas Statistical Abstract (Archive)

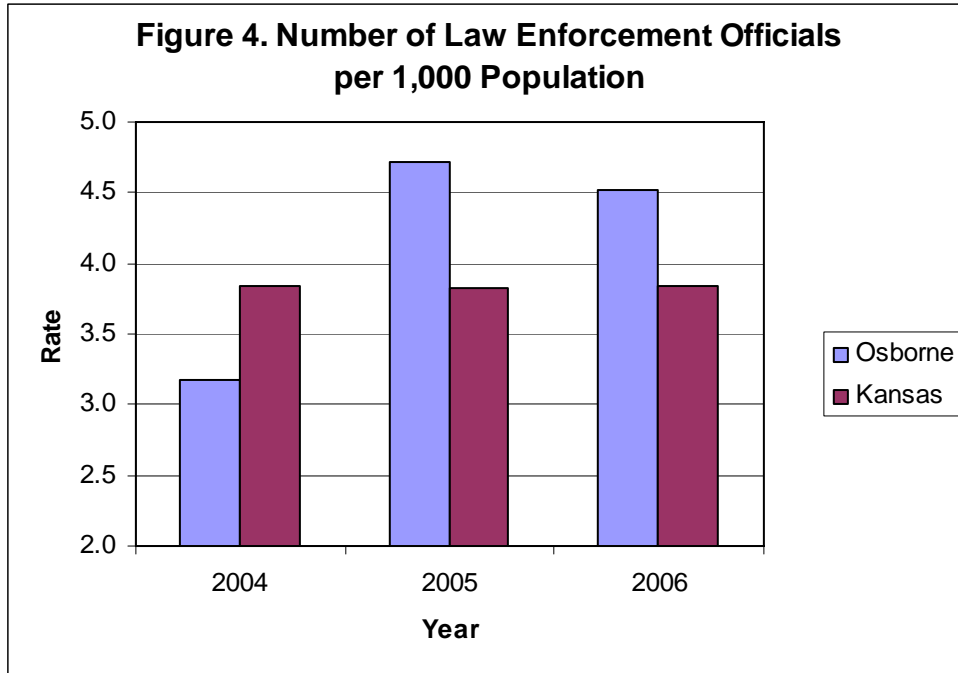
Index crimes include violent crimes (murder, rape, robbery, and aggravated assault/battery) plus property crime (burglary, theft, and motor vehicle theft).



Kansas Statistical Abstract (2006)

# Osborne County Rural Health Works

The number of full-time law enforcement officials per 1,000 population in Osborne County surpassed the state rate in 2005.



Kansas Statistical Abstract (2006)

This information was prepared by the Office of Local Government, K-State Research and Extension. For questions or other information, call 785-532-2643.