

Rice County Rural Health Works



Communities Building Affordable & Sustainable Healthcare Systems

Education Data

Introduction

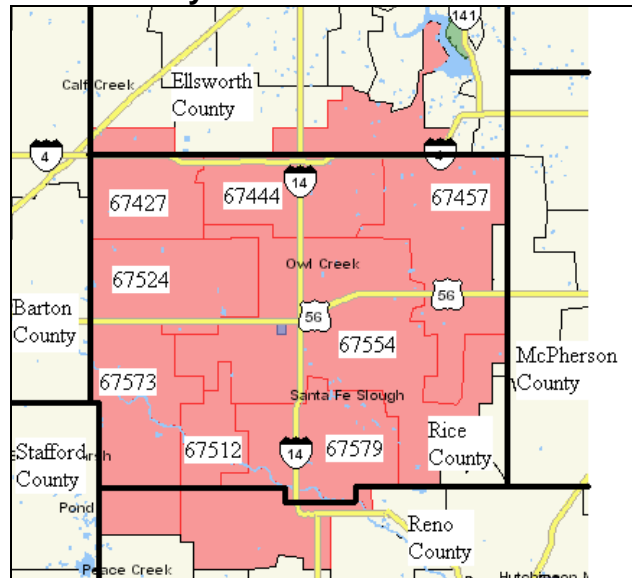
Kansas Rural Health Works (KRHW) is dedicated to helping rural communities build affordable and sustainable local health care systems. Health care is important to seniors, young families and companies. But rural health care systems are facing many challenges: hospitals are closing; services have been cut; doctors won't come to the area or they don't stay; Medicare and Medicaid payments are too low. Rural residents can revitalize their local health care system. KRHW provides the tools. Local visionary leadership puts these tools to work. KRHW helps communities keep health care dollars at home. Sponsored by the Kansas Rural Health Options Project with funding from the Office of Rural Health Policy, Health Resources and Services Administration.

Education Data Summary

Following are a variety of data and statistics about the K-12 school system in Rice County that may have implications related to local health care needs. The data in this case reflects information reported by the school districts located in Rice County.

- Following overall patterns in the general population, total student enrollment in the Rice County K-12 educational system has steadily declined since the mid-1990s.
- As the student population has declined, the student-to-teacher ratio has slowly declined.
- The trend in the student dropout rate has generally been declining in Rice County over the past decade.
- The trend in student-on-student violence has generally decreased over time, but student-on-faculty violence has been on the rise.

Rice County Health Market Area



ZIP codes within the Trego County Health Area. Source: Claritas, Inc. 2009

Rice County Rural Health Works

Rice County School Districts

USD 401 Chase-Raymond

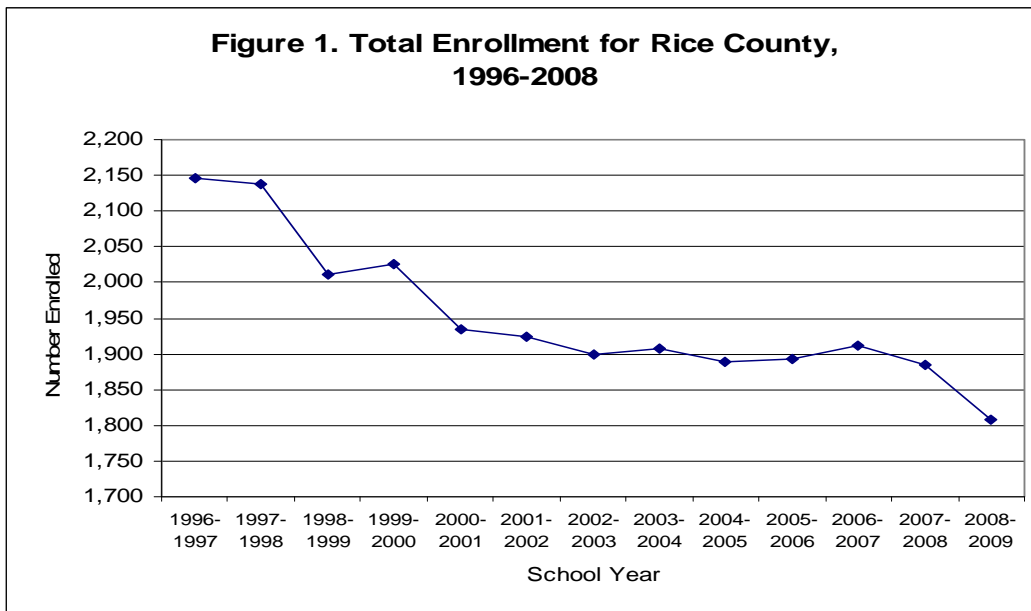
USD 444 Little River

USD 405 Lyons

USD 376 Sterling

Kansas Department of Education, 2009

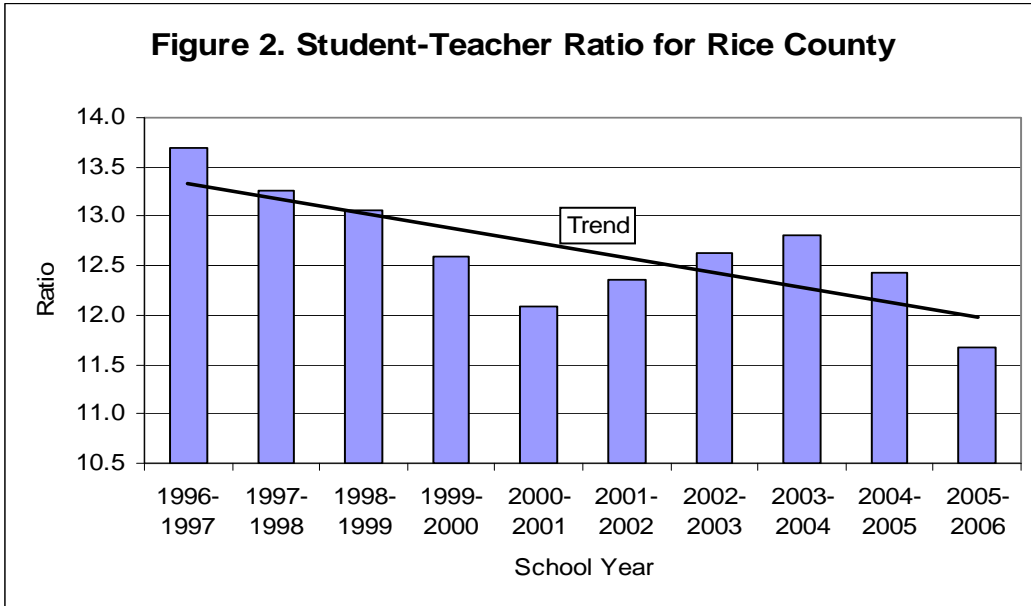
Following overall patterns in the general population, total student enrollment in the Rice County K-12 educational system has steadily declined since the mid-1990s. Enrollment was about 1,800 in the 2007-08 school year, down from nearly 2,150 in 1996-97.



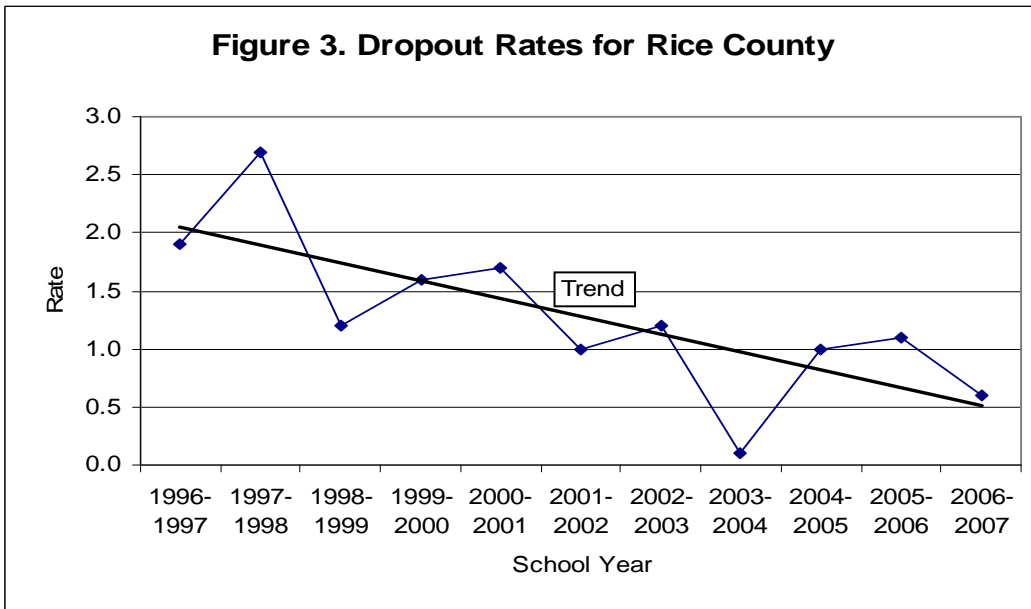
Kansas Department of Education, 2009

As the student population has declined, the student-to-teacher ratio has remained fairly steady. This generally means that as the school-age population has declined, the district has reduced staffing. The ratio of about 12 students per teacher permits fairly close attention for each of the students.

Rice County Rural Health Works



Kansas Department of Education, 2009

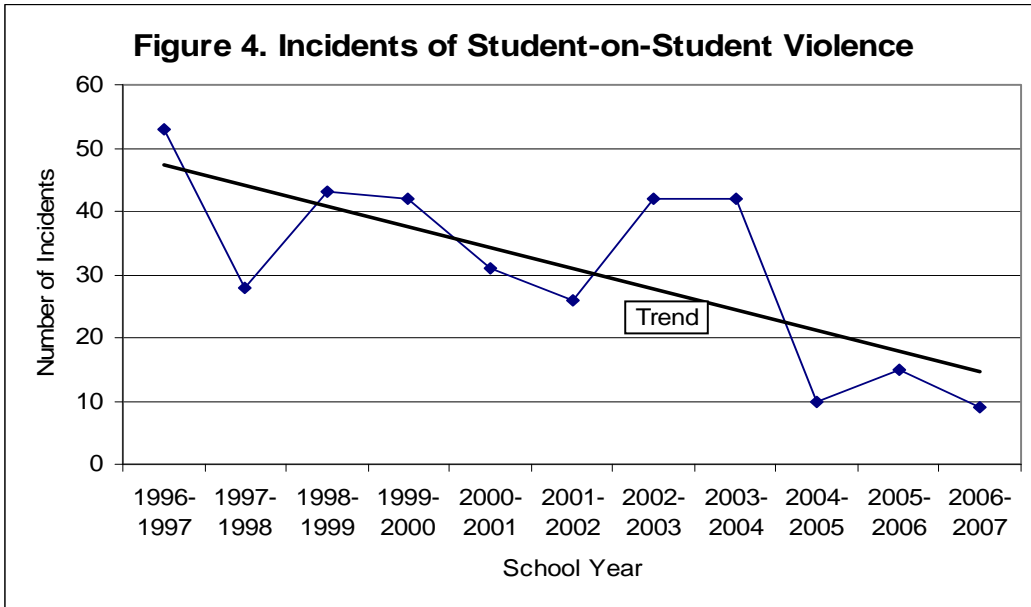


Kansas Department of Education, 2009

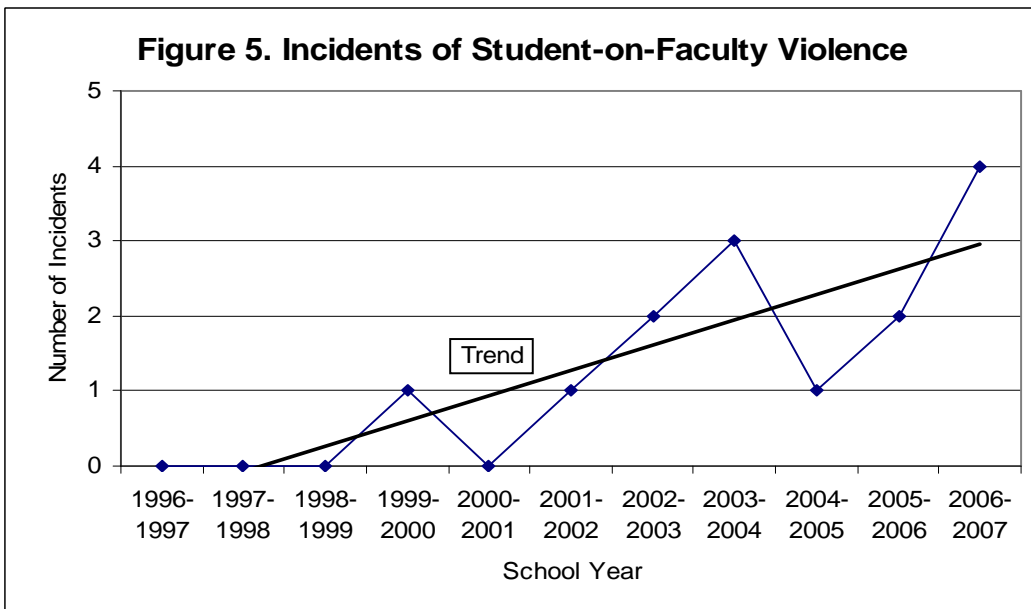
The trend in the student dropout rate has generally been declining in Rice County over the past decade.

Rice County Rural Health Works

Violence in the school is extremely disruptive to learning. The trend in student-on-student violence has generally decreased over time. Counting number of incidents may be misleading, however, since the overall number of students also has declined. Alternatively, student-on-faculty violence has been on the rise.



Kansas Department of Education, 2009



Kansas Department of Education, 2009

Prepared by the Office of Local Government, K-State Research and Extension. For questions or other information, call 785-532-2643.