

Rice County Rural Health Works



Communities Building Affordable & Sustainable Healthcare Systems

Traffic Data

Introduction

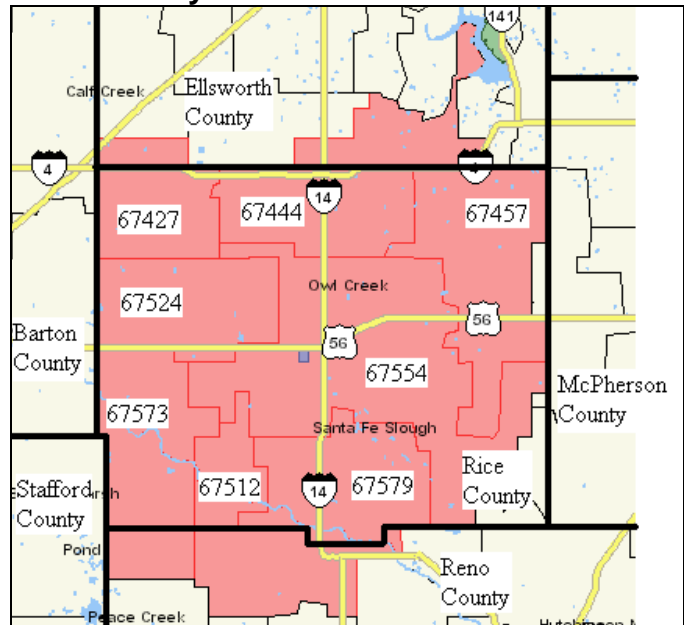
Kansas Rural Health Works (KRHW) is dedicated to helping rural communities build affordable and sustainable local health care systems. Health care is important to seniors, young families and companies. But rural health care systems are facing many challenges: hospitals are closing; services have been cut; doctors won't come to the area or they don't stay; Medicare and Medicaid payments are too low. Rural residents can revitalize their local health care system. KRHW provides the tools. Local visionary leadership puts these tools to work. KRHW helps communities keep health care dollars at home. Sponsored by the Kansas Rural Health Options Project with funding from the Office of Rural Health Policy, Health Resources and Services Administration.

Traffic Data Summary

Following are a variety of data and statistics about traffic accidents in Rice County. The data is reported by county.

- The rate of traffic accidents in Rice County exceeds the rate for the state as a whole, with deer-vehicle collisions accounting for many of the accidents.
- Each year there are about 275 total vehicle crashes in Rice County.
- In 2007, the most recent year for which data were available, there were 61 accidents involving injury and one with a fatality.
- Among the reasons for injury and death is the failure to use seatbelts. In 15 percent of the incidents involving injury or death, vehicle occupants were not using seatbelts.

Rice County Health Market Area



ZIP codes within the Rice County Health Area. Source: Claritas, Inc. 2009

Rice County Rural Health Works

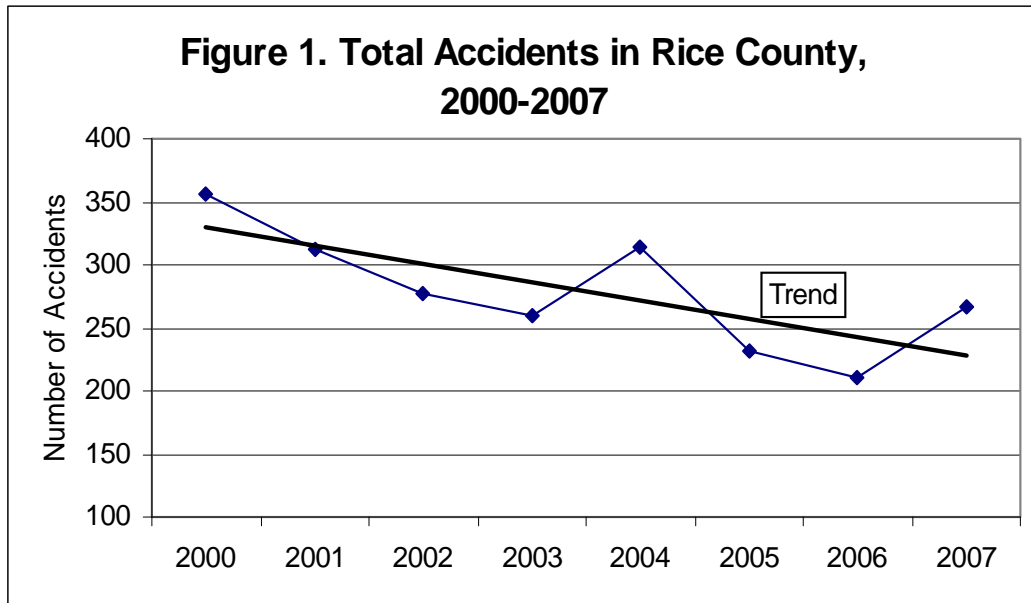
The rate of traffic accidents in Rice County exceeds the rate for the state as a whole, with deer-vehicle collisions accounting for many of the accidents. Each year there are about 275 total vehicle crashes in Rice County. In 2007, the most recent year for which data were available, there were 61 accidents involving injury and one with a fatality. Among the reasons for injury and death is the failure to use seatbelts. In 15 percent of the incidents involving injury or death, vehicle occupants were not using seatbelts.

Table 1. 2007 Traffic Accident Facts for Rice County and Kansas

Accidents	Rice	Kansas	Rate per 1,000 Population	
			Rice	Kansas
Total	266	70,589	26.4	25.4
Fatal Accidents	1	379	0.1	0.1
Injury Accidents	61	16,228	6.1	5.8
Property Damage Only	204	53,982	20.2	19.4
Deer Involved	98	9,417	9.7	3.4
Speed Related	7	9,480	0.7	3.4
Alcohol Related	5	3,292	0.5	1.2
People				
Deaths	1	416	0.1	0.1
Injuries	79	22,904	7.8	8.3
% Restraint Use			85.5%	80.5%

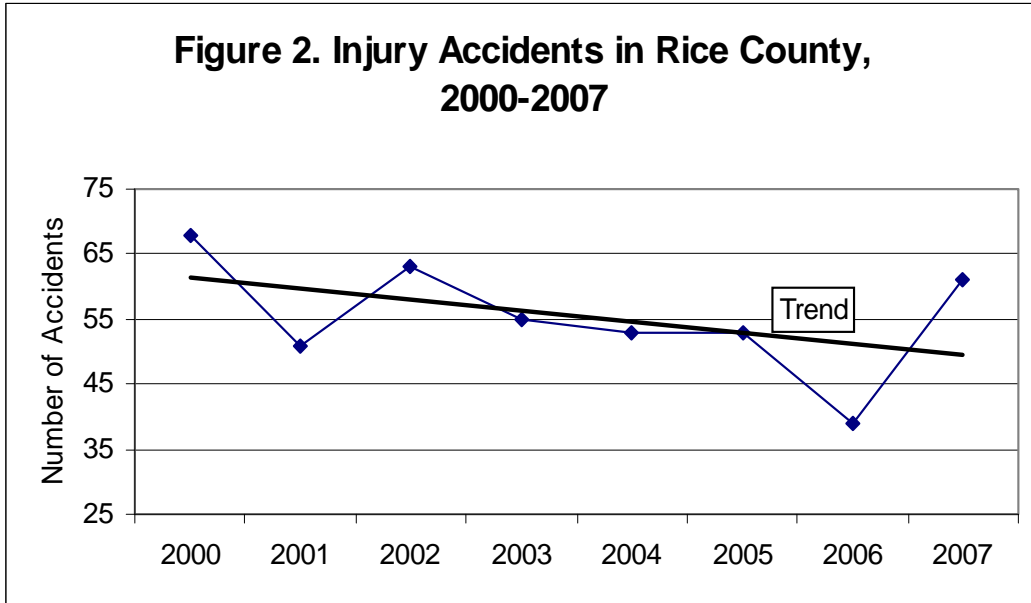
Kansas Traffic Accident Facts, 2009

* Population from U.S. Census Bureau

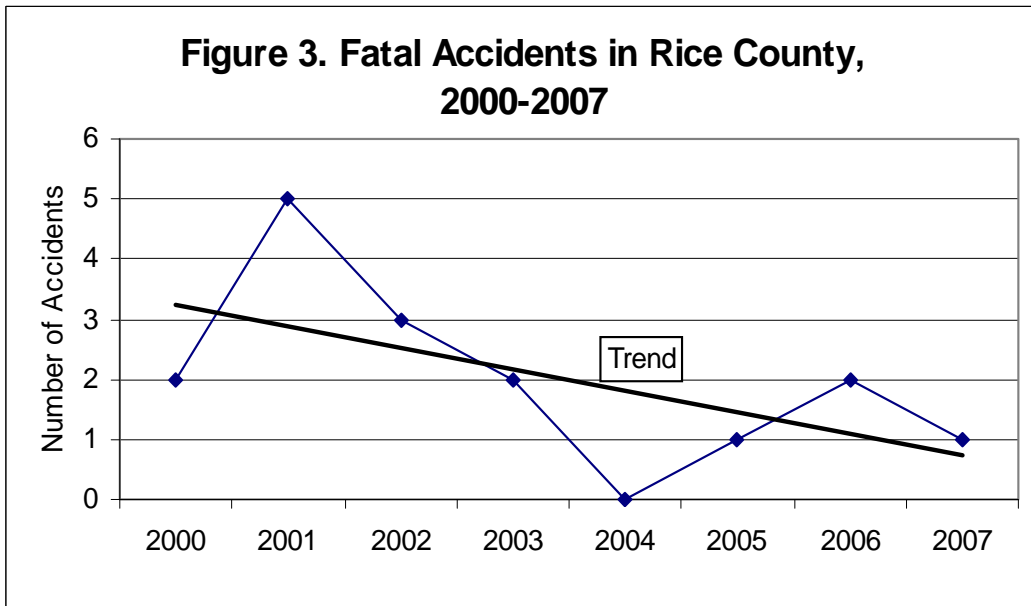


Kansas Department of Transportation, 2009

Rice County Rural Health Works

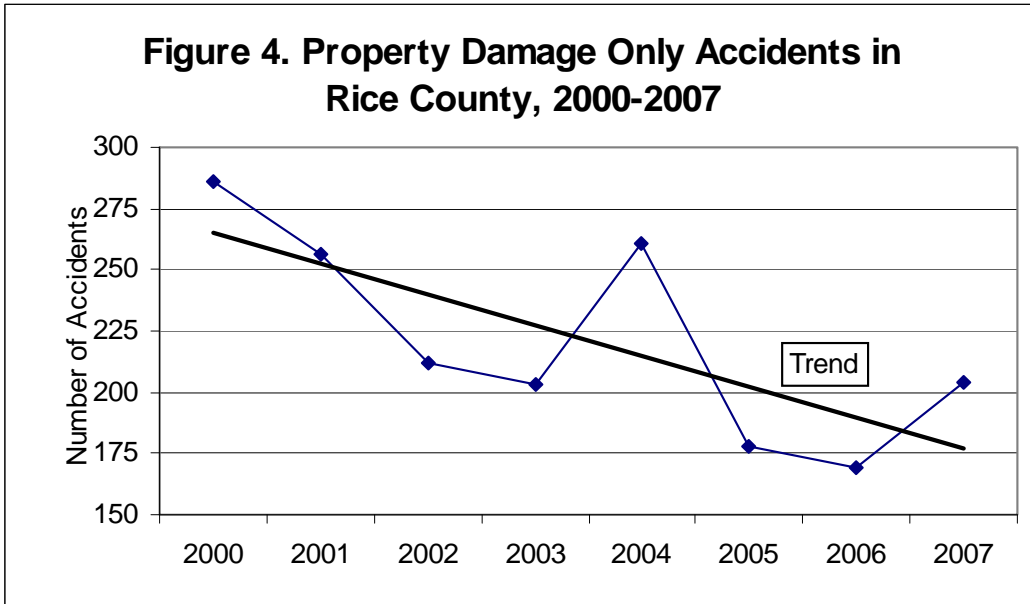


Kansas Department of Transportation, 2009

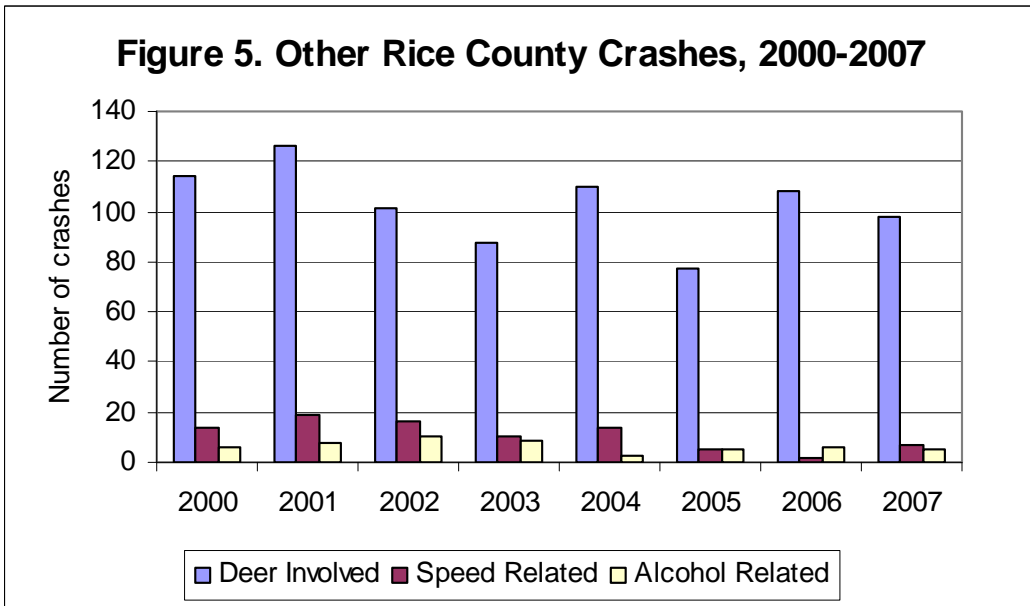


Kansas Department of Transportation, 2009

Rice County Rural Health Works



Kansas Department of Transportation, 2009



Kansas Department of Transportation, 2009

This information was prepared by the Office of Local Government, K-State Research and Extension. For questions or other information, call 785-532-2643.