

Russell County Rural Health Works



KANSAS RURAL
HEALTH WORKS



Communities Building Affordable & Sustainable Healthcare Systems

Education Data

Introduction

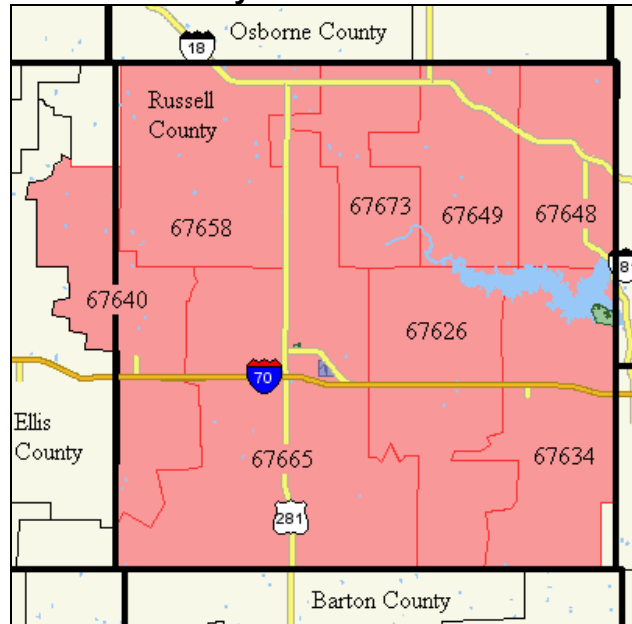
Kansas Rural Health Works (KRHW) is dedicated to helping rural communities build affordable and sustainable local health care systems. Health care is important to seniors, young families and companies. But rural health care systems are facing many challenges: hospitals are closing; services have been cut; doctors won't come to the area or they don't stay; Medicare and Medicaid payments are too low. Rural residents can revitalize their local health care system. KRHW provides the tools. Local visionary leadership puts these tools to work. KRHW helps communities keep health care dollars at home. Sponsored by the Kansas Rural Health Options Project with funding from the Office of Rural Health Policy, Health Resources and Services Administration.

Education Data Summary

Following are a variety of data and statistics about the K-12 school system in Russell County that may have implications related to local health care needs. The data in this case reflects information reported by the school districts located in Russell County.

- Following overall patterns in the general population, total student enrollment in the Russell County K-12 educational system has steadily declined since the mid-1990s.
- As the student population has declined, the student-to-teacher ratio also has declined.
- The trend in the student dropout rate has generally been declining in Russell County over the past decade.
- The trend in student-on-student violence has generally increased over time, while student-on-faculty violence continues unchanged.

Russell County Health Market Area



ZIP codes within the Russell County Health Area. Source: Claritas, Inc. 2009

Russell County Rural Health Works

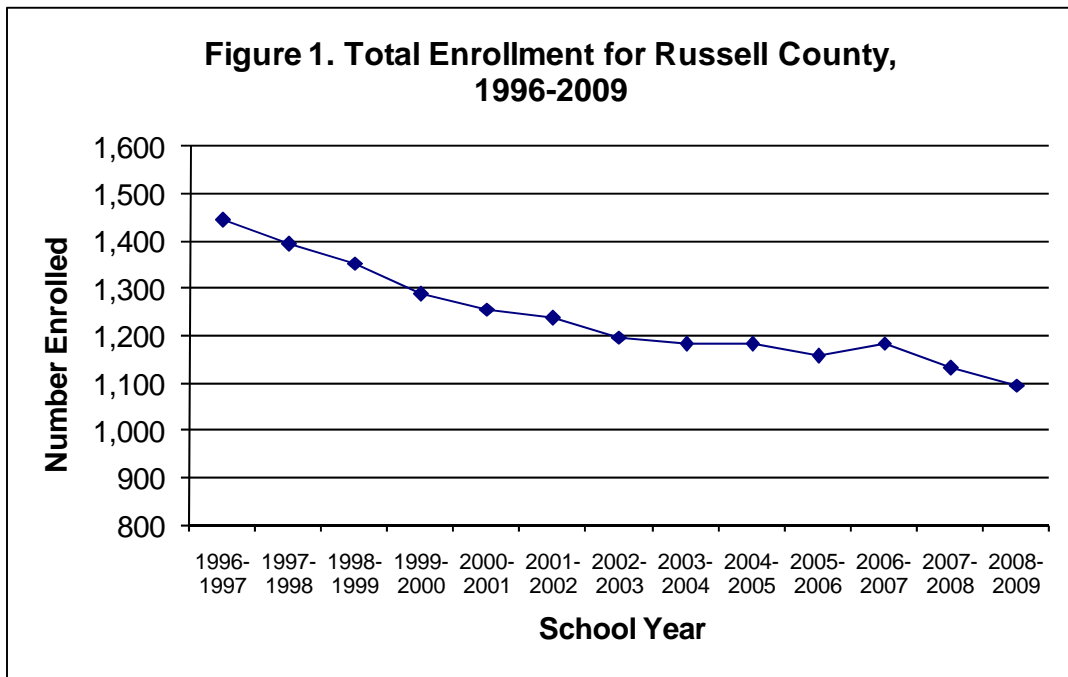
Russell County School Districts

USD 399 Paradise

USD 407 Russell County

Kansas Department of Education, 2009

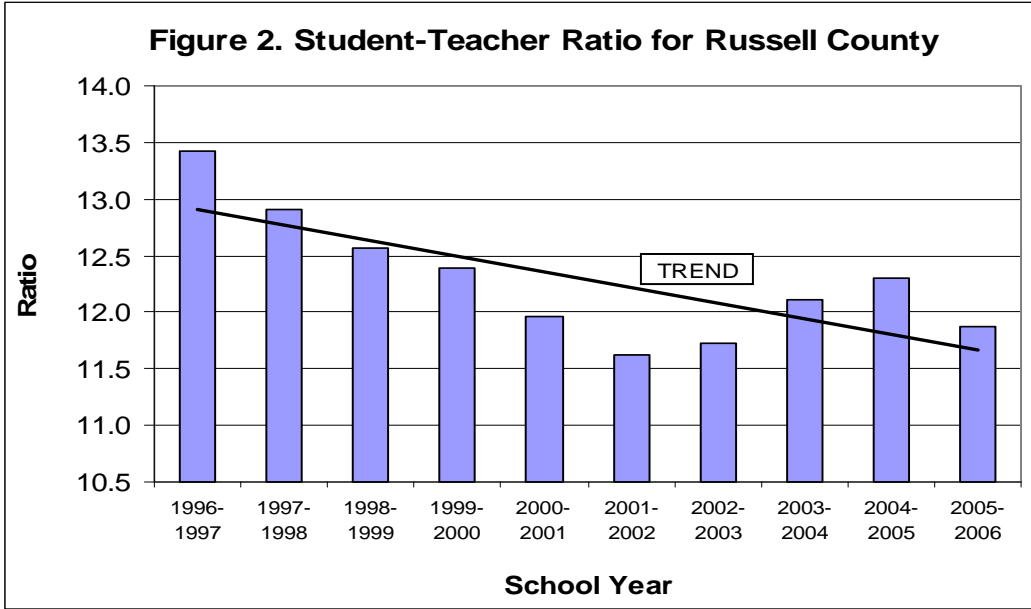
Following overall patterns in the general population, total student enrollment in the Russell County K-12 educational system has steadily declined since the mid-1990s. Enrollment was about 1,110 in the 2008-08 school year, down from nearly 1,450 in 1996-97.



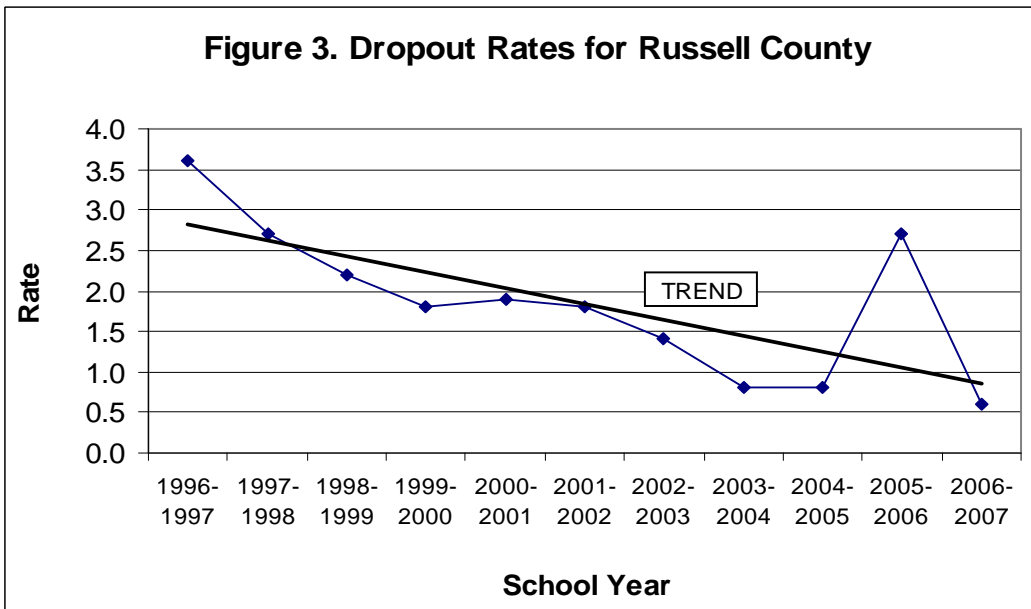
Kansas Department of Education (2009)

As the student population has declined, the student-to-teacher ratio also has declined. This generally means that as the school-age population has declined, the district has maintained staffing levels. The ratio of about 12 students per teacher permits fairly close attention for each of the students.

Russell County Rural Health Works



Kansas Department of Education (2009)

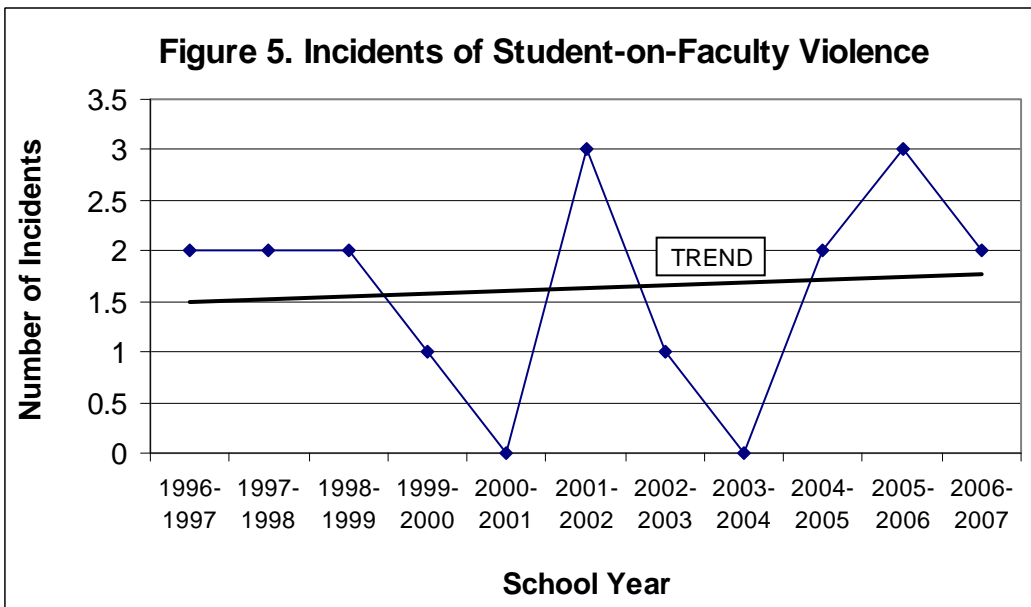
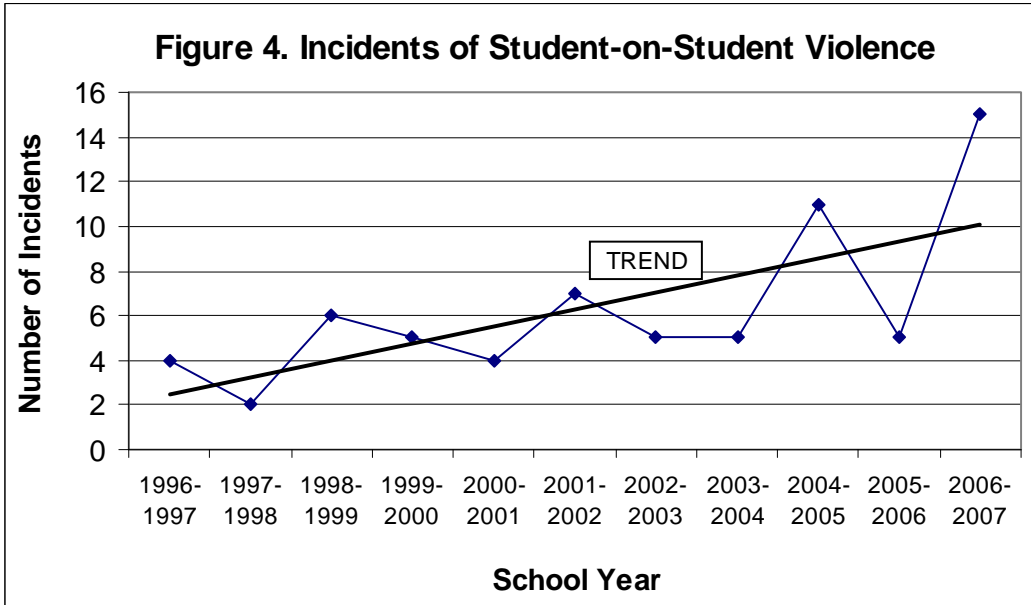


Kansas Department of Education (2009)

The trend in the student dropout rate has generally been declining in Russell County over the past decade.

Russell County Rural Health Works

Violence in the school is extremely disruptive to learning. The trend in student-on-student violence has been increasing over time. The number of incidents has increased even as the overall number of students has declined. Student-on-faculty violence occurs about twice per year.



Kansas Department of Education (2009)

Prepared by the Office of Local Government, K-State Research and Extension. For questions or other information, call 785-532-2643.