

Trego County Rural Health Works



**KANSAS RURAL
HEALTH WORKS**



Communities Building Affordable & Sustainable Healthcare Systems

Education Data

Introduction

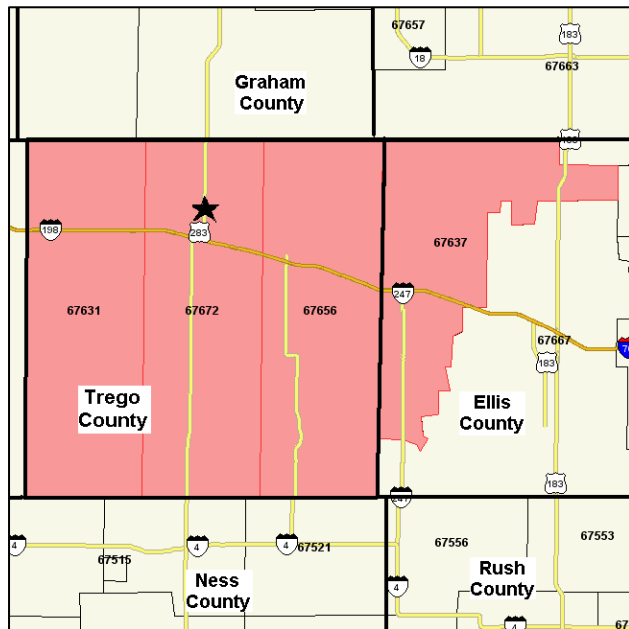
Kansas Rural Health Works (KRHW) is dedicated to helping rural communities build affordable and sustainable local health care systems. Health care is important to seniors, young families and companies. But rural health care systems are facing many challenges: hospitals are closing; services have been cut; doctors won't come to the area or they don't stay; Medicare and Medicaid payments are too low. Rural residents can revitalize their local health care system. KRHW provides the tools. Local visionary leadership puts these tools to work. KRHW helps communities keep health care dollars at home. Sponsored by the Kansas Rural Health Options Project with funding from the Office of Rural Health Policy, Health Resources and Services Administration.

Education Data Summary

Following are a variety of data and statistics about the K-12 school system in Trego County that may have implications related to local health care needs. The data in this case reflects information reported by the school districts located in Trego County.

- Following overall patterns in the general population, total student enrollment in the Trego County K-12 educational system has steadily declined since the mid-1990s. Enrollment was about 400 in the 2007-08 school year.
- As the student population has declined, the student-to-teacher ratio has remained fairly steady at about 12 students per teacher.
- The trend in the student dropout rate has been declining in Trego County.
- Following the trend in student enrollment, student-on-student violence has generally decreased over time.

Trego County Health Market Area

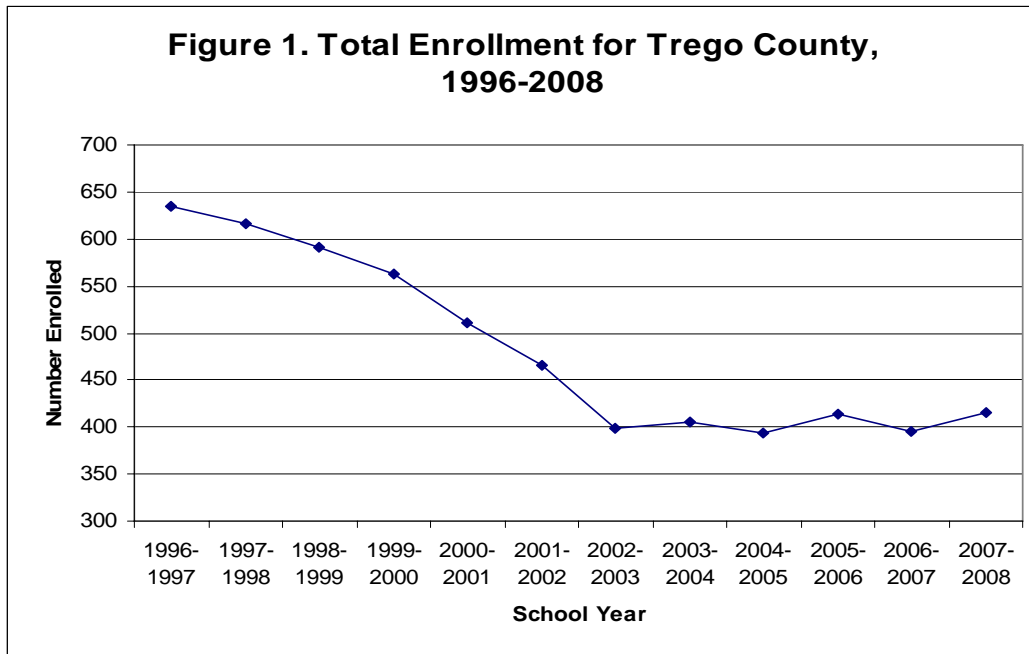


ZIP codes within the Trego County Health Market Area. Source: Claritas, Inc. 2008

Trego County Rural Health Works

Trego County School Districts
USD 208 WaKeeney
Kansas Department of Education (2008)

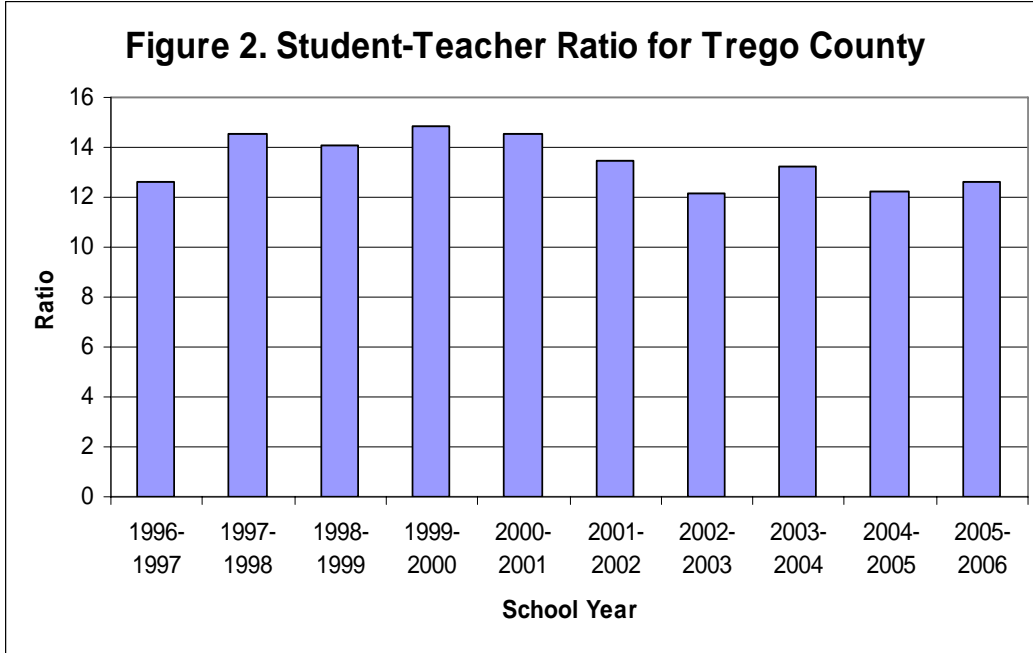
Following overall patterns in the general population, total student enrollment in the Trego County K-12 educational system has steadily declined since the mid-1990s. Enrollment was about 400 in the 2007-08 school year, down from nearly 650 in 1996-97. Enrollment seems to have stabilized over the past five years.



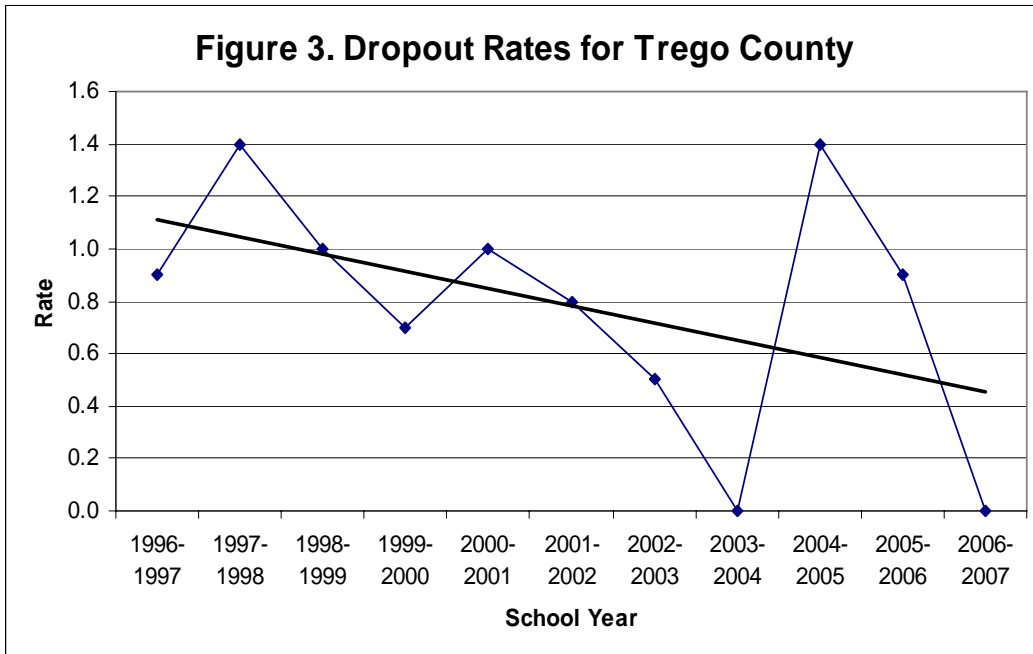
Kansas Department of Education (2008)

As the student population has declined, the student-to-teacher ratio has remained fairly steady. This generally means that as the school-age population has declined, the district has reduced staffing. The ratio of about 12 students per teacher permits fairly close attention for each of the students.

Trego County Rural Health Works



Kansas Department of Education (2008)

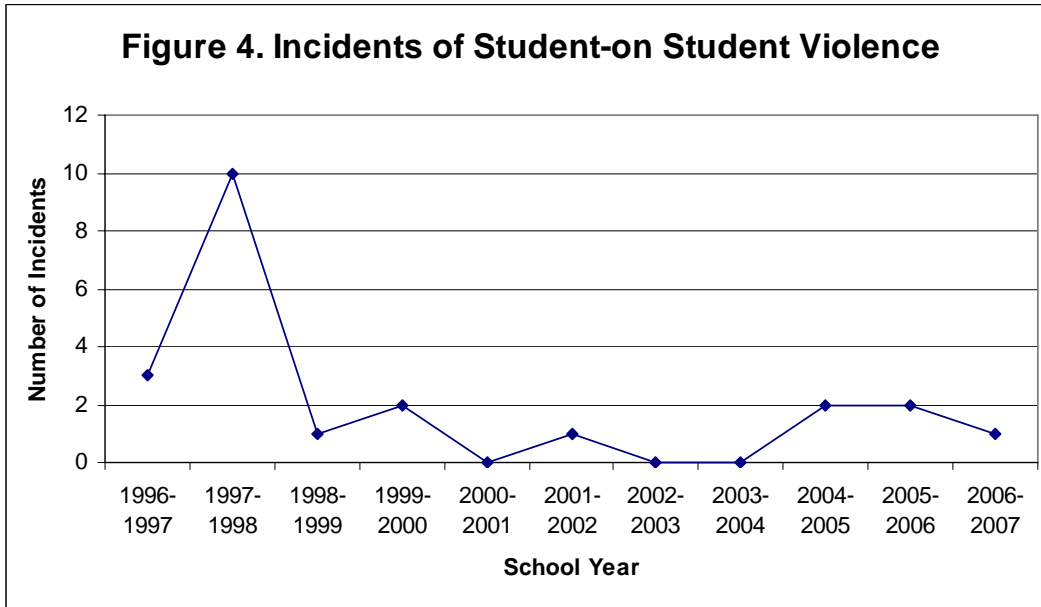


Kansas Department of Education (2008)

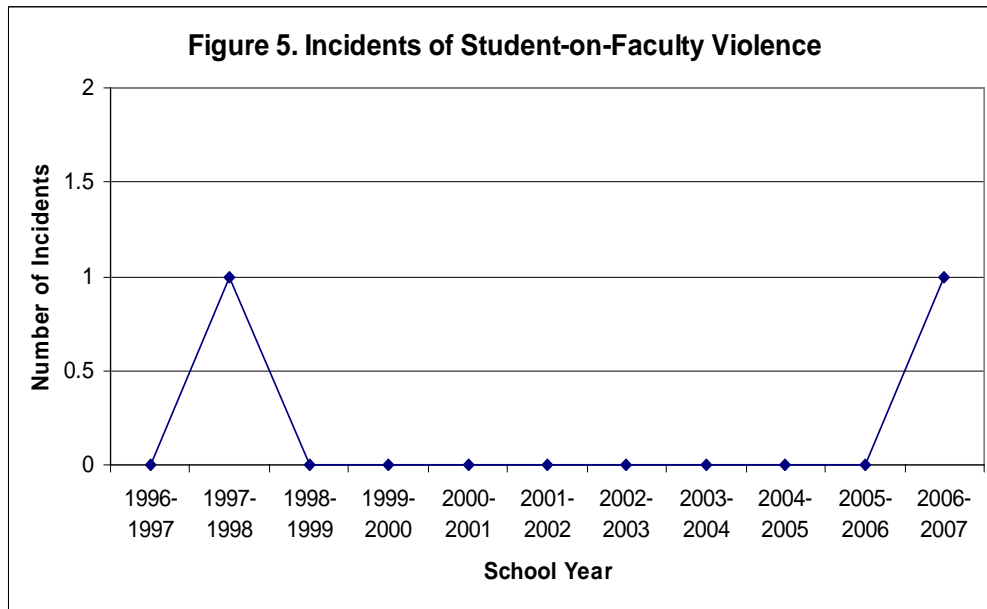
The trend in the student dropout rate has generally been declining in Trego County over the past decade.

Trego County Rural Health Works

Violence in the school is extremely disruptive to learning. The trend in student-on-student violence has generally decreased over time. Counting number of incidents may be misleading, however, since the overall number of students also has declined.



Kansas Department of Education (2008)



Kansas Department of Education (2008)

Prepared by the Office of Local Government, K-State Research and Extension. For questions or other information, call 785-532-2643.