

Sheridan County Rural Health Works



KANSAS RURAL
HEALTH WORKS



Communities Building Affordable & Sustainable Healthcare Systems

Crime Data

Introduction

Kansas Rural Health Works (KRHW) is dedicated to helping rural communities build affordable and sustainable local health care systems. Health care is important to seniors, young families and companies. But rural health care systems are facing many challenges: hospitals are closing; services have been cut; doctors won't come to the area or they don't stay; Medicare and Medicaid payments are too low. Rural residents can revitalize their local health care system. KRHW provides the tools. Local visionary leadership puts these tools to work. KRHW helps communities keep health care dollars at home. Sponsored by the Kansas Rural Health Options Project with funding from the Office of Rural Health Policy, Health Resources and Services Administration.

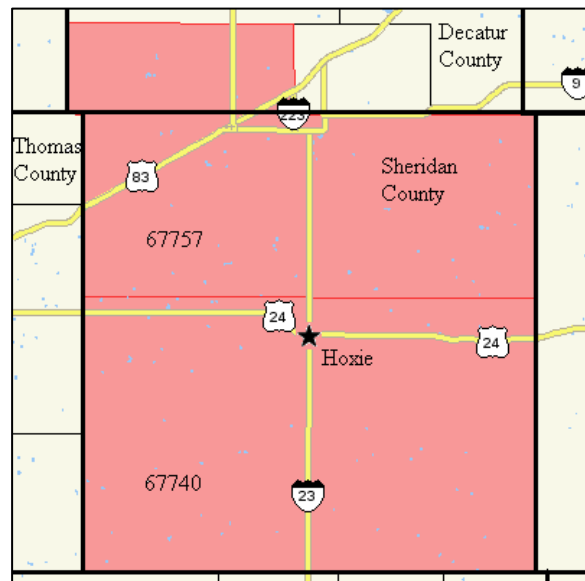
Crime Data Summary

Following are a variety of data and statistics about criminal activity in Sheridan County that may have implications related to local health care needs. Most of the data only is available at a county scale and reflects the Sheridan County boundaries.

- The incidence of crime in Sheridan County has been well below the state average over the past decade.
- The index crime rate trend is well below the Kansas rate, with a sharp increase in reported offences in 2008. The number of adult and juvenile arrests had been relatively low. It should be noted, however, that data for many rural counties is often incomplete.
- The number of full-time law enforcement officials per 1,000 population in Sheridan County has been consistently below the state rate.

Sheridan County Health Market Area

ZIP codes within the Sheridan County Health Area



Source: Claritas, Inc. 2010

Sheridan County Rural Health Works

The incidence of crime in Sheridan County has been about half of the state average over the past decade. The incidence of both violent crime and property crime increased in 2007 from 2006. Since its low in 2006, the combined crime index has been trending upward.

Table 1. Crime Statistics for Sheridan County and Kansas

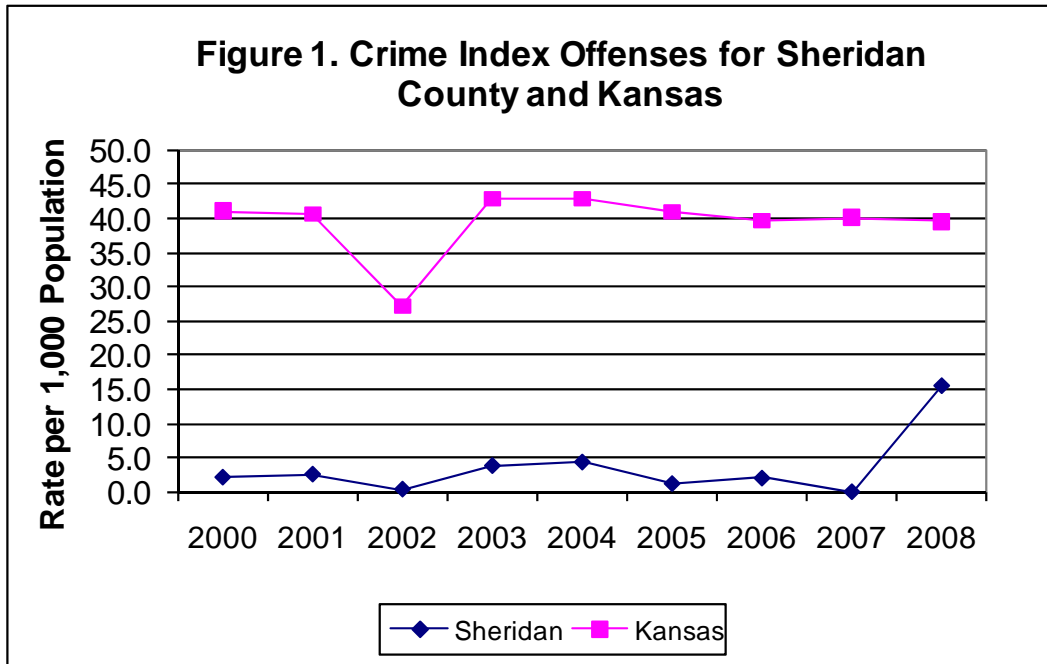
	2007					
	<u>Crime Index Offenses</u>		<u>Violent Crime</u>		<u>Property Crime</u>	
	Number	Rate per 1,000	Number	Rate per 1,000	Number	Rate per 1,000
Sheridan	-	-	-	-	-	-
Kansas	111,035	41.4	11,403	4.3	99,632	37.2

	2008					
	<u>Crime Index Offenses</u>		<u>Violent Crime</u>		<u>Property Crime</u>	
	Number	Rate per 1,000	Number	Rate per 1,000	Number	Rate per 1,000
Sheridan	17	15.6	1	0.9	16	14.7
Kansas	93,996	37.5	10,032	4	83,964	33.5

Kansas Statistical Abstract, 2010

Incomplete data for one or more years.

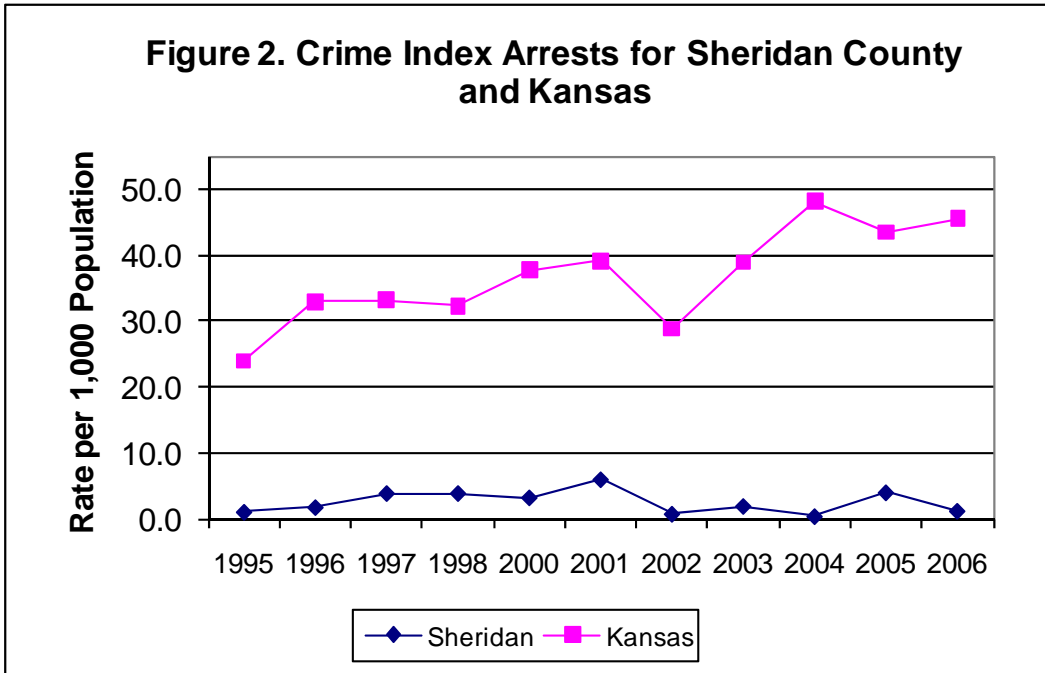
Index crimes include violent crimes (murder, rape, robbery, and aggravated assault/battery) plus property crime (burglary, theft, and motor vehicle theft).



Kansas Statistical Abstract, 2010

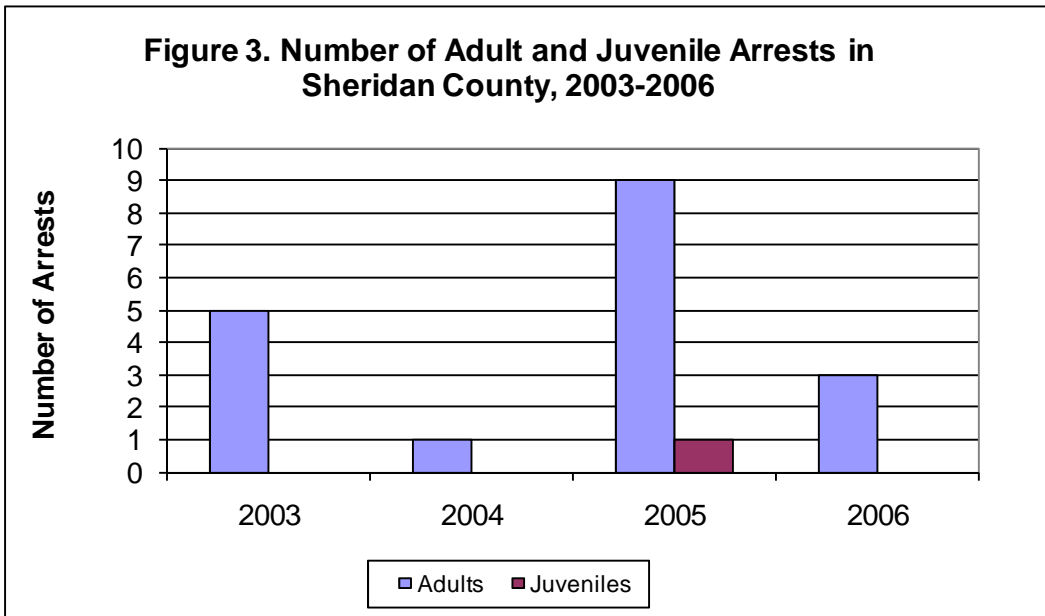
Incomplete data for one or more years.

Sheridan County Rural Health Works



Kansas Statistical Abstract, 2010
 Incomplete data for one or more years.

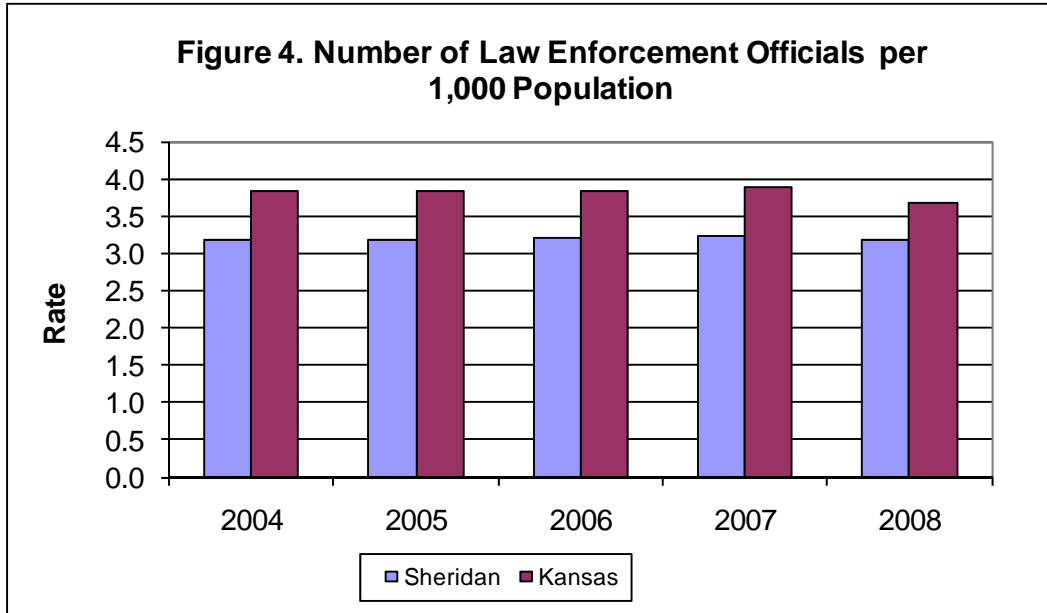
Index crimes include violent crimes (murder, rape, robbery, and aggravated assault/battery) plus property crime (burglary, theft, and motor vehicle theft).



Kansas Statistical Abstract, 2010
 Incomplete data for one or more years.

Sheridan County Rural Health Works

The number of full-time law enforcement officials per 1,000 population in Sheridan County has been slightly below the state rate.



Kansas Statistical Abstract, 2010

This information was prepared by the Office of Local Government, K-State Research and Extension. For questions or other information, call 785-532-2643.