

Sheridan County Rural Health Works



**KANSAS RURAL
HEALTH WORKS**



Communities Building Affordable & Sustainable Healthcare Systems

Education Data

Introduction

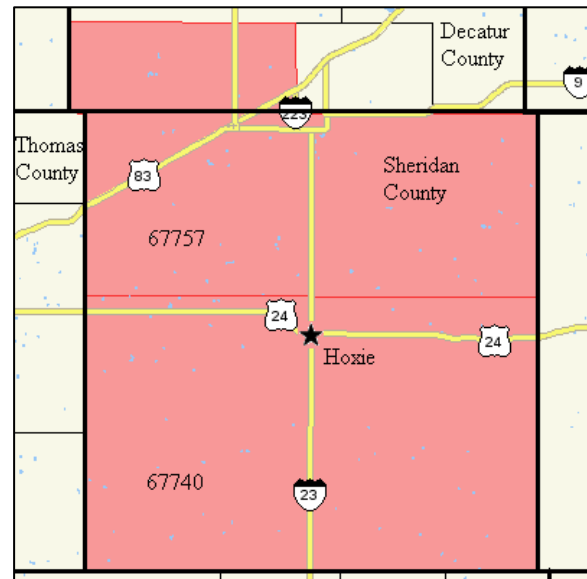
Kansas Rural Health Works (KRHW) is dedicated to helping rural communities build affordable and sustainable local health care systems. Health care is important to seniors, young families and companies. But rural health care systems are facing many challenges: hospitals are closing; services have been cut; doctors won't come to the area or they don't stay; Medicare and Medicaid payments are too low. Rural residents can revitalize their local health care system. KRHW provides the tools. Local visionary leadership puts these tools to work. KRHW helps communities keep health care dollars at home. Sponsored by the Kansas Rural Health Options Project with funding from the Office of Rural Health Policy, Health Resources and Services Administration.

Education Data Summary

Following are a variety of data and statistics about the K-12 school system in Sheridan County that may have implications related to local health care needs. The data in this case reflects information reported by the school districts located in Sheridan County.

- Total student enrollment in the Sheridan County K-12 school district has steadily declined since the mid-1990s.
- As the student population has declined, the student-to-teacher ratio has increased.
- The trend in the student dropout rate has generally been declining in Sheridan County over the past decade.
- The trend in student-on-student violence has been decreasing over time. Student-on-faculty violence has not been a problem recently.

Sheridan County Primary Health Market Area



ZIP codes within the Sheridan Health Market Area.

Source: Claritas, Inc. 2010.

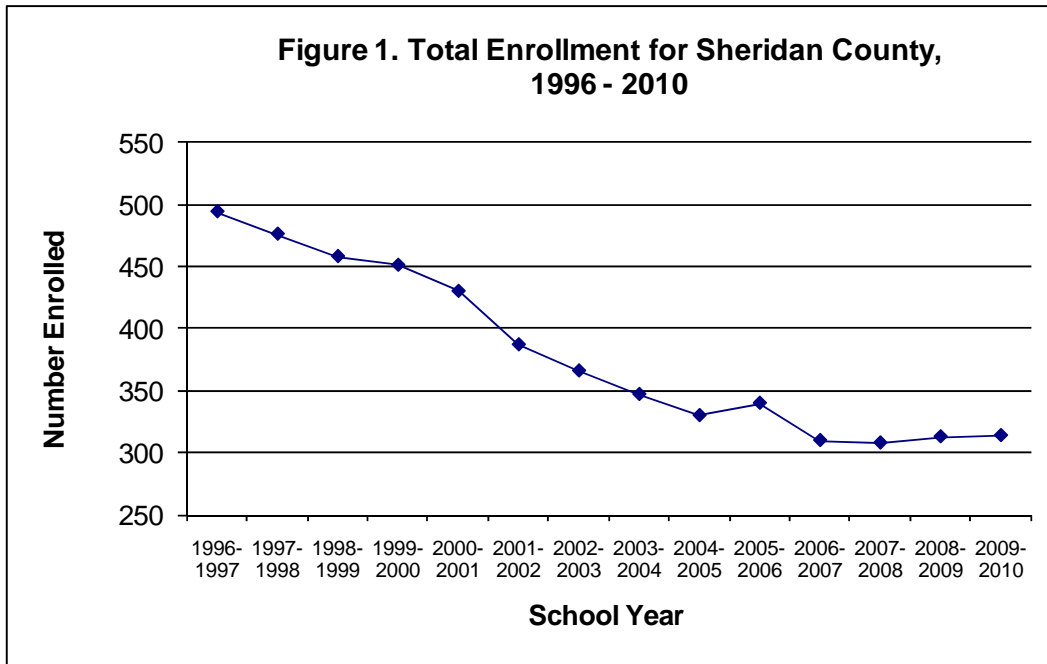
Sheridan County Rural Health Works

Sheridan County School Districts

USD 412 Hoxie Community Schools

Kansas Department of Education, 2010

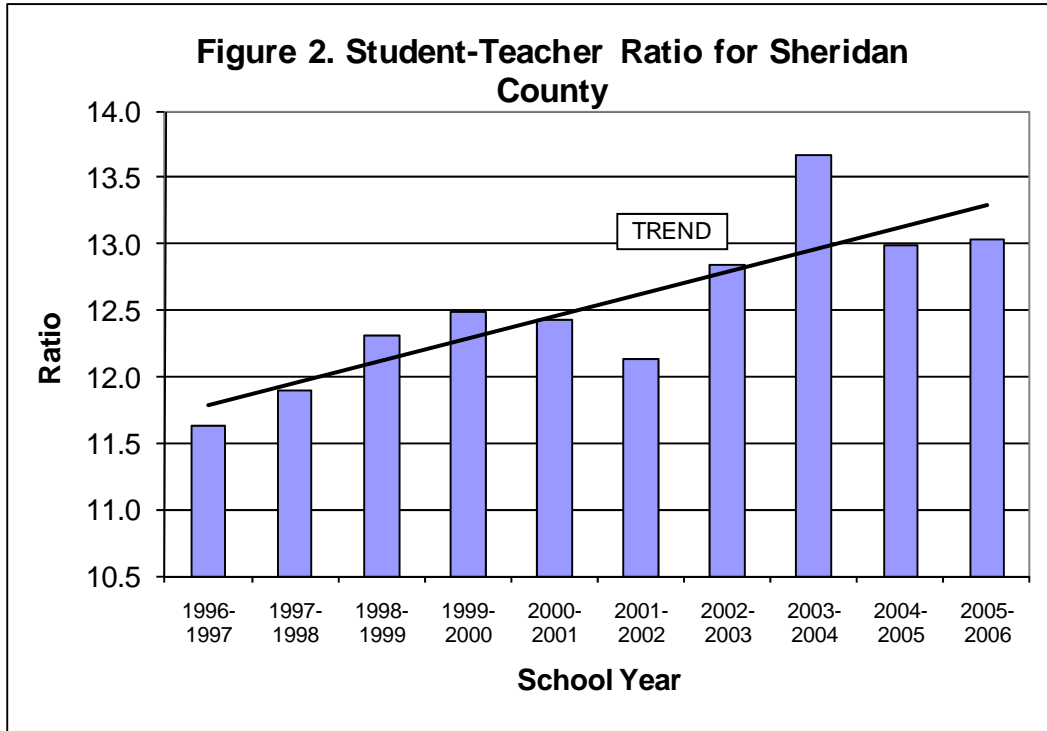
Total student enrollment in the Sheridan County K-12 school district has steadily declined since the mid-1990s. Enrollment was about 314 in the 2009-10 school year, down from 494 in 1996-97.



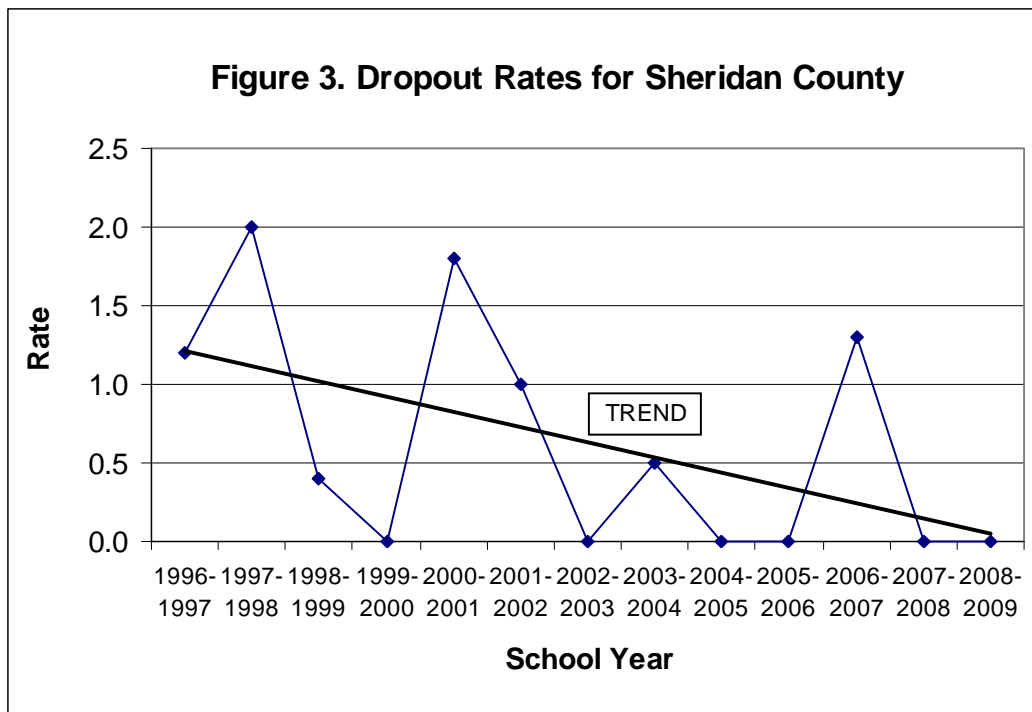
Kansas Department of Education (2010)

As the student population has declined, the student-to-teacher ratio also has increased. This generally means that as the school-age population has declined, the district has retained staffing. The ratio of about 13 students per teacher permits fairly close attention for each of the students.

Sheridan County Rural Health Works



Kansas Department of Education (2009)

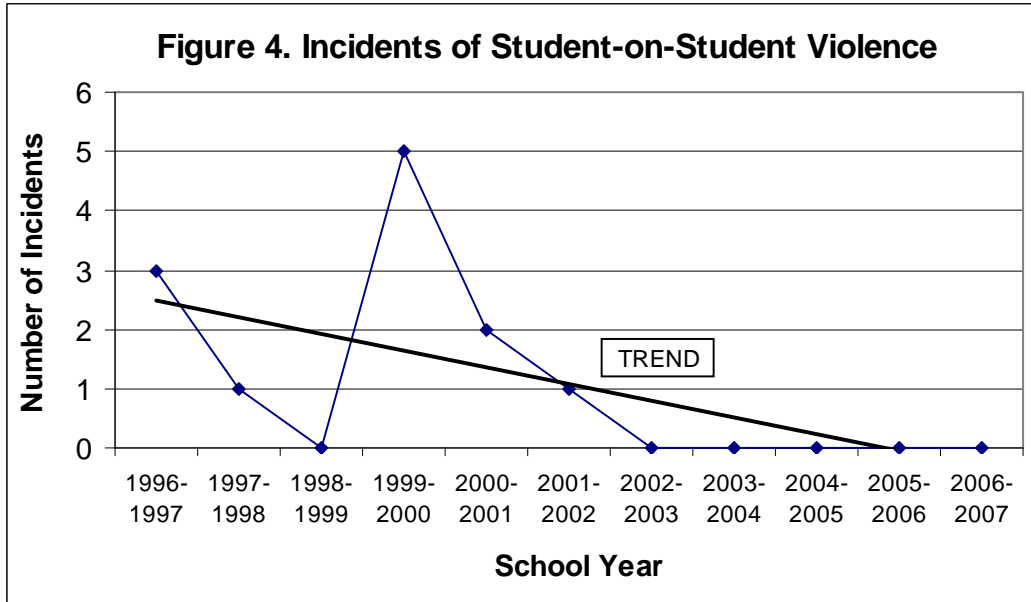


Kansas Department of Education (2010)

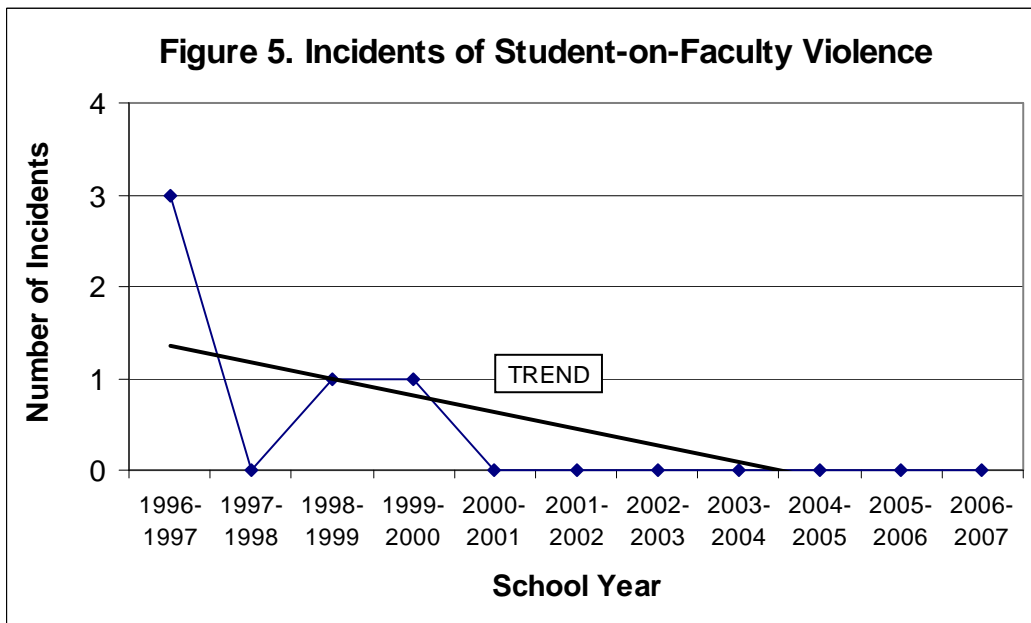
The trend in the student dropout rate has generally been declining in Sheridan County over the past decade. This may be due, in part, to the declining enrollment.

Sheridan County Rural Health Works

Violence in the school is extremely disruptive to learning. The trend in student-on-student violence has been decreasing over time. Student-on-faculty violence has not been a problem recently.



Kansas Department of Education (2009)



Kansas Department of Education (2010)

Prepared by the Office of Local Government, K-State Research and Extension. For questions or other information, call 785-532-2643.